

HOW TO USE *FORMULA* FOR AROUND 30 HOURS

EXAM FOCUSED Around 30 hours

Use the **Exam Trainer** in class or for self-study


FORMULA B2 FIRST Exam Trainer and Interactive eBook are unique, full colour components which can be used independently or in combination with the Coursebook. The Exam Trainer uses a Test, Teach, Test approach to exam preparation for each part of the exam.

There are different ways that you can teach from the Exam Trainer depending on the overall length of your exam preparation course and how much class contact time you have available. If you have longer courses (40–60 hours), you might decide to work through each complete exam part from the Exam Trainer in class. For shorter courses (20–40 hours), you can choose which elements of the Test, Teach, Test and full practice exam you use in class or for homework. Here we are providing an example for around 30 hours.

Building block 1 COMPONENTS

Students

- Exam Trainer or the Interactive eBook with Digital resources and App



Teachers

- Presentation tool and/or Exam Trainer Teacher's Notes and Digital resources

The notes for each exam part provide:

- an **Exam part overview** which summarises the content in each exam part section
- a **list of extra Formula Digital resources**
- a **dyslexia focus** which highlights tasks which dyslexic students might find challenging and provides ideas for making suitable adjustments
- a **warmer** task to focus students' attention and get them ready for the lesson ahead, and a **cooler** task to round off the exam part at the end
- **detailed teacher's notes** for each exercise as well as embedded **answer keys**
- **alternative approaches** to some exercises
- **ideas for using the Speaking boost** questions, as well as **extension ideas** if you wish to enhance the communicative aspect of your exam classes

Building block 2 SECTIONS IN CLASS

Use *Test* and *Teach* sections.

- *Test* – An introductory practice task tests learners to see what they already know and allows reflection on current performance.

- *Teach* – This section provides practice of strategies and skills to improve learner performance and enables them to approach the exam with confidence.

Building block 3 SECTIONS FOR HOMEWORK

Use the final *Test* sections with some exam tasks carried out under exam conditions.

- *Test* – The final exam-compliant exam task tests how well they can apply the strategies and skills they have practiced.


Example teaching scenario

Depending on the number of classes within the 30-hour course, you could provide single skill or multiple skill lessons. For example, you may have 15 × 2-hour classes.

A 2-hour class may consist of the following: **Reading and Use of English – Part 1 Multiple-choice cloze** (1 hour) and **Speaking – Part 1 Interview** (1 hour). A lesson of this type would enable a brief introduction to each part of the exam and some input and practice.

READING AND USE OF ENGLISH – Part 1

Multiple choice cloze (1 hour)



Use the Exam Trainer Presentation tool for each page.

Use Exam Trainer Teacher's Notes for Warmer and ABOUT THE TASK to start the lesson.


Students carry out the Practice task and try the reduced length task to become familiar with the task type.

Students carry out How did you do? activities and reflect on the task they have just completed.

Use Exam Trainer Teacher's Notes to go through the How did you do? activities.

Students carry out the Strategies and skills activities.

Use Exam Trainer Teacher's Notes to provide guidance on how to approach each task.



Pick and choose which sections to focus on in class depending on the strengths and weaknesses of the group. Students can complete the sections they are familiar with at home.

Students can complete the Exam task at home using what they have covered in class to help them.

Building block 4 DIGITAL RESOURCES


Before class

Video: *About B2 First: Overview, About B2 First: Reading and Use of English, About B2 First: Reading and Use of English Part 1.*



Why not try?

A photocopiable activity from the Digital resources.




Less time

Ask students to complete the first practice task at home and do How did you do? activities in class.

Need something extra or a change of pace

Video: *About B2 First: Overview, About B2 First: Reading and Use of English, About B2 First: Reading and Use of English Part 1.*




Quick homework

Pearson Practice English App activities.



SPEAKING – Part 1 Interview (1 Hour)




Use the Exam Trainer Presentation tool for each page.

Use Exam Trainer Teacher's Notes for Warmer and ABOUT THE TASK to start the lesson.

Students carry out the Practice task and get familiar with the types of questions asked in the interview.


Use Exam Trainer Teacher's Notes to follow the process through the How did you do? activity.



Students carry out the Strategies and skills tasks.

Use Exam Trainer Teacher's Notes to provide guidance on how to approach each task. Pick and choose which sections to focus on in class depending on the strengths and weaknesses of the group.

Students can either complete the Exam task in class or record their responses at home using what they have covered in class to help them give the most comprehensive answers.



Building block 4 DIGITAL RESOURCES


Before class

Video: *About B2 First: Speaking, About B2 First: Speaking Part 1, B2 First Speaking Test 1, Part 1.*



Why not try?

A photocopyable activity from the Digital resources.




Less time

Ask students to complete the first practice task at home and do How did you do? activities in class.

Need some extra or a change of pace

Video: *About B2 First: Speaking, About B2 First: Speaking Part 1, B2 First Speaking Test 1, Part 1.*



Quick homework
Pearson Practice English App grammar activity.

