

# BIG

## ENGLISH 1



Mario Herrera • Christopher Sol Cruz

**PUPIL'S BOOK**

# Contents

Unit	Vocabulary	Structures
<b>Welcome to Class!</b> pp. 4–9	pupil, teacher, window <b>Classroom language:</b> clap your hands, close your book, open your book, pick up your pencil, point to the door, put up your hand, sit down, stand up, turn around <b>Shapes:</b> circle, heart, rectangle, square, star, triangle <b>Colours:</b> black, blue, brown, green, grey, orange, pink, purple, red, white, yellow Numbers: 1–15	Hello! What's your name? I'm... Goodbye! How are you? I'm fine, thanks. What is it? It's a triangle. Is it a square? No. / Yes. What colour is it? It's blue. It's a blue circle. What's your favourite colour? My favourite colour is... How many...? How old are you? I'm...
<b>1 Good Morning, Class!</b> pp. 10–21	<b>Classroom items:</b> backpack, book, chair, crayon, desk, marker pen, pen, pencil, rubber, ruler	What is it? It's a pen. What are they? They're pens. They're green rubbers.
<b>2 My Family</b> pp. 22–33	<b>Family members:</b> brother, dad, grandad, grandma, grandparents, mum, parents, sister <b>Other:</b> photo album	Who's he? He's my brother. Who are they? They're my sisters. How many brothers have you got? I've got three brothers.
<b>3 My Body</b> pp. 34–45	<b>Parts of the body:</b> arm, ear, eye, finger, foot/feet, hand, head, leg, mouth, neck, nose, toe <b>Size:</b> big, long, short, small <b>Other:</b> hair	Have you got two eyes? Yes, I have. Has she got long hair? Yes, she has. Has he got short hair? No, he hasn't. He's got long hair.
<b>Checkpoint</b> Units 1–3 pp. 46–49		<b>Revision:</b> Units 1–3
<b>4 My Favourite Clothes</b> pp. 50–61	<b>Clothing items:</b> blouse, boots, dress, gloves, hat, jacket, shirt, shoes, shorts, skirt, socks, T-shirt, trousers	What are you wearing? I'm wearing a green hat. What's she wearing? She's wearing red trousers.
<b>5 Busy at Home</b> pp. 62–73	<b>Home activities:</b> brushing my teeth, combing my hair, drinking, eating, getting dressed, having a bath, making lunch, playing, reading, sleeping, talking on the phone, washing	What are you doing? I'm talking on the phone. What's he doing? He's eating.
<b>6 On the Farm</b> pp. 74–85	<b>Animals:</b> cat, chicken, cow, dog, duck, frog, goat, horse, sheep, turtle <b>Actions:</b> eating, flying, jumping, running	What's the goat doing? It's eating. What are the chickens doing? They're running.
<b>Checkpoint</b> Units 4–6 pp. 86–89		<b>Revision:</b> Units 4–6
<b>7 Party Time</b> pp. 90–101	<b>Food:</b> cake, chicken, chips, fruit, ice cream, juice, milk, pasta, pizza, salad, water <b>Days of the week</b>	What have you got? I've got salad. What has she got? She's got milk.
<b>8 Fun and Games</b> pp. 102–113	<b>Toys:</b> action figure, ball, bike, blocks, cars, doll, game, plane, puppet, stuffed animal, train <b>Furniture:</b> shelf, sofa, table, toy box	Where's the ball? It's in the toy box. It's on the shelf. Where are the blocks? They're on the sofa. They're under the desk.
<b>9 Play Time</b> pp. 114–125	<b>Action words:</b> catching, dancing, hitting, kicking, riding, singing, skating, skipping, throwing	Is she singing? Yes, she is. Are they dancing? No, they aren't.
<b>Checkpoint</b> Units 7–9 pp. 126–129		<b>Revision:</b> Units 7–9
<b>Young Learners English Practice Starters</b> pp. 130–138		
<b>Cutouts</b> pp. 139–144		

CLIL	Values	Phonics	I can...
<b>Maths: Counting</b> notebook, pencil case, pencil sharpener, tablet How many pencils have you got? I've got three pencils. <b>Project:</b> My Pencil Case poster	<b>Be polite.</b> Thank you. You're welcome. Please sit down.	<b>a, t, p, n</b> an, ant, at tan, tap pan, pant, pat nap	...name classroom objects. ...talk about the things I've got. ...be polite.
<b>Social Science: Gender</b> baby, boy, girl, man, woman This woman is my mum. This girl is my sister. This is my sister. <b>Project:</b> Family poster	<b>Help your family.</b> Can I help you? Yes, thank you. Please help me. OK. I can help you.	<b>i, s, b, d</b> in, is, it, pin sad, sit bad, bat dad, dip	...talk about my family. ...say how many brothers and sisters I've got. ...ask to help my family.
<b>Science: The senses</b> hear, see, smell, taste cake, flower, guitar, ice cream, photo I see with my eyes. I taste with my mouth. I hear with my ears. I smell with my nose. <b>Project:</b> My Senses poster	<b>Keep clean.</b> Wash with soap. Rinse with water. Dry your hands.	<b>e, c, g, m</b> pen, pet cap, cat gas, get, wig map, mat	...name parts of the body. ...talk about my senses. ...say how I keep clean.
<b>Social Science: Weather and clothing</b> cold, dry, hot, wet desert, jungle, mountains It's cold in the mountains. I'm wearing a jacket. <b>Project:</b> Clothes poster	<b>Respect all cultures.</b> They're wearing traditional clothes from Guatemala.	<b>o, k, ck</b> dog, on, pot kid, kit kick, neck, pick, sock	...say what people are wearing. ...talk about clothes. ...respect all cultures.
<b>Art: Shapes</b> circle, rectangle, square, triangle flat, houseboat, lighthouse, yurt <b>Project:</b> House Shapes poster	<b>Help at home.</b> He's washing the dishes. She's drying the dishes. She's cleaning her room. She's helping her parents.	<b>u, f, ff</b> run, sun, up fan, fog, fun off, puff	...talk about home activities. ...find and say shapes in homes. ...talk about helping at home.
<b>Social Science: Baby animals</b> calf, chick, kitten, puppy A baby chicken is called a chick. <b>Project:</b> Baby Animals poster	<b>Be kind to animals.</b> feeding, walking I'm feeding the chicks.	<b>r, h, j</b> red, rock, run hat, hen, hut jam, jet, job	...name animals and baby animals. ...talk about what animals are doing. ...say how to be kind to animals.
<b>Science: Sweet and salty food</b> biscuits, chips, chocolate, crisps, salt, sugar salty, sweet Crisps are salty. Chocolate is sweet. <b>Project:</b> Sweet and Salty Food poster	<b>Eat three meals a day.</b> I eat breakfast every day. I eat lunch every day. I eat dinner every day. I eat salad for lunch every day.	<b>l, ll, v, w</b> leg, let bell, doll, tall van, vet we, web, win	...talk about party food. ...ask and answer about what people have got. ...name sweet and salty food.
<b>Art: Kites</b> bird, butterfly, dragon, fish This kite looks like a fish. It's green. <b>Project:</b> Cool Kite	<b>Share your toys.</b> Sharing is fun! Here's my car. Let's share. Okay. Thank you!	<b>qu, x, y</b> quack, quick box, fox, ox, six yell, yes, yum	...name toys. ...say where something is. ...talk about sharing my toys.
<b>P.E. Playground games</b> hide and seek, hopscotch, tag climb, hop Let's play hide and seek. <b>Project:</b> Play Time poster	<b>Look after your body.</b> Get enough exercise. Get enough sleep. Get enough food and drink.	<b>ss, z, zz</b> kiss, mess, miss zap, zip buzz, fizz, jazz	...talk about actions people are doing. ...talk about games children play. ...say how I look after my body.

# Welcome to Class!



Listen, look and say.





## Listen. Ask and answer.



Hello! What's your name?


I'm Sam. Goodbye!

I'm Anna. What's your name?

Goodbye, Sam!



## Listen and point.



## 4 Look at 3 and role play with your teacher.

## 5 Read and match.

1 How are you?

2 What's your name?

3 Hello, I'm Mrs Smith.

a I'm Patrick.


b Hello, Mrs Smith.

c I'm fine, thanks.


# Shapes



Listen, point and repeat.



triangle



circle



square



rectangle



star



heart



Listen and repeat. Then look at 6. Ask and answer.




What is it?

It's a triangle.



Listen and repeat. Then play a game.



Is it a square?

No.


Is it a heart?

Yes!






**Listen, point and repeat.**




**Listen and circle.**


1



2




3



4



5



6



**Look at 10. Ask and answer.**

What colour is it?

It's blue. It's a blue circle.



**Listen and repeat. Then ask the class.**



What's your favourite colour?

My favourite colour is green.



Name	Favourite colour

1:17  
13

Listen, point and repeat.

<b>1</b> one	<b>2</b> two	<b>3</b> three	<b>4</b> four	<b>5</b> five
<b>6</b> six	<b>7</b> seven	<b>8</b> eight	<b>9</b> nine	<b>10</b> ten
<b>11</b> eleven	<b>12</b> twelve	<b>13</b> thirteen	<b>14</b> fourteen	<b>15</b> fifteen

1:12  
14

Count the shapes. Then listen and check.

	<input type="checkbox"/>
	<input type="checkbox"/>
	<input type="checkbox"/>
	<input type="checkbox"/>
	<input type="checkbox"/>
	<input type="checkbox"/>

15 Look at 14. Ask and answer.

How many rectangles?

Ten. Ten rectangles.

1:13  
16

Listen and repeat. Then ask the class.



How old are you?



I'm seven.

Name	Age





## 17 Listen and chant.

### Listen to the Teacher!

Stand up!  
Stand up!  
Put up your hand  
And turn around!



Point to the window!  
Point to the door!  
Clap your hands  
And sit down!



Pick up your pencil!  
Pick up your book!  
Open your book  
And close your book!



## 18 Listen and number.

a



b



c



d



19

## Play the game.

Turn around!

Simon says "Turn around!".



# unit 1

# Good Morning, Class!



1 Listen, look and say.



2 Listen, find and say.



3 Play a game.

Listen and sing. Then look at 1 and find.

### The Classroom Song



Good morning, class.  
Good morning to you!  
How are you?  
I'm fine, thank you.



What is it? It's a rubber.  
What is it? It's a ruler.  
What is it? It's a pencil.  
What is it? It's a crayon.


Now pick up your pen  
And open your book.  
Say the words  
And write with me.  
Let's start now. 1, 2, 3!

### Chorus




Listen and number.


a




b




c



d



Look at 5. Ask and answer.



What is it?



It's a chair.

THINK  
BIG



What is it? Listen, number and say.

book  backpack  pencil

1:24  
7

Listen and read. What colour is the marker pen?

## Classroom Colours

Look, Tim. What is it?

It's a pen.

1

Look! What are they?

They're pencils.

2

Yes, they're yellow pencils.

And what is it?

It's a marker pen.  
A red marker pen.

Yes! Good, Tim.

3

And what are they?

They're rubbers.

And what colour are they?

4



8 Look at the story. Then circle.



**THINK  
BIG**

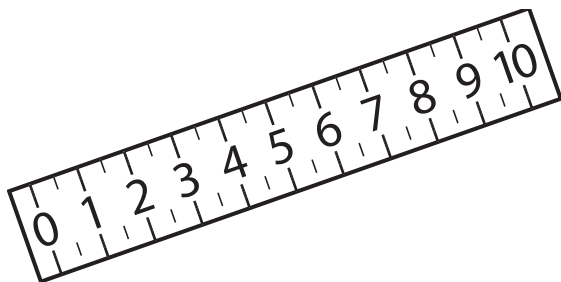
What happens next?  
Draw and say.




Listen. Help Tim and Jane make sentences.

a backpack      a pencil  
chairs      marker pens  
What is it ? It's a pen .  
What are they ? They're pens .


**10** Circle and colour. Then circle and draw.



**1** What is it? / What are they?  
 They're rulers. / It's a ruler.  
 It's blue. / They're blue.



**2** What are they? / What is it?  
 It's a desk. / They're desks.  
 It's red. / They're red.



**3** What is it? / What are they?  
 They're books. / It's a book.  
 It's yellow. / They're yellow.




**4** What is it? / What are they?  
 They're rubbers. / It's a rubber.  
 It's brown. / They're brown.




**Listen and stick. Then say.**


1



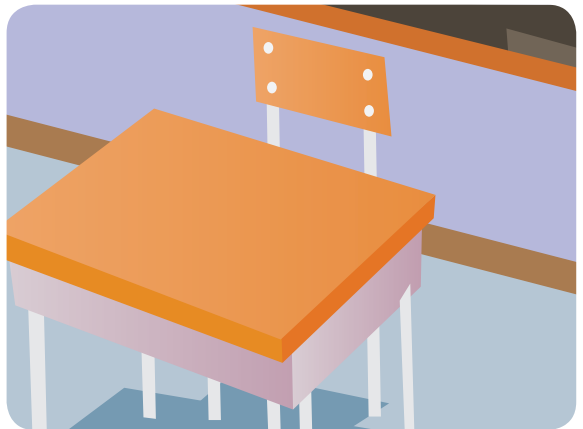
2



3



4



**12 Look at 11. Ask and answer.**



What is it?



What are they?

It's...

They're...



**13 Draw and say.**



1:29  
14


Look, listen and repeat.



1 pencil case



2 tablet






3 pencil sharpener



4 notebook

1:30  
15

Count and write. Then listen and check.



**THINK BIG**

How many crayons?  
Say.





1:37  
16

### Listen and match.



Luke



Emma



Ahmed



### 17 Do a class survey.

	Me		
pencils			
notebooks			

How many pencils have you got?

I've got seven pencils.

## PROJECT

### 18 Make a **My Pencil Case** poster. Then present it to the class.



I've got a blue pencil case. I've got...



1:32  
19

Listen and find the picture. Then listen and repeat.

a



b



20 Look and number. Then say.



Thank you.

Please sit down, Anna.

Thank you, Susie.

You're welcome.

THINK  
BIG

How can you be polite in class?

1:33  
21

Listen, look and repeat.

1 a

2 t

3 p

4 n

1:34  
22

Listen and find. Then say.



pan



ant



nap



tap

1:35  
23

Listen and blend the sounds.

1 a-n

an

2 p-a-t

pat

3 p-a-n-t

pant

4 t-a-n

tan

5 a-t

at

1:36  
24Underline **a**, **t**, **p** and **n**. Then listen and chant.

Pat the ant  
Has got a tan.  
Pat the ant  
Takes a nap.



1:38  
25

Look and find the differences. Then listen and check.



Picture A



Picture B

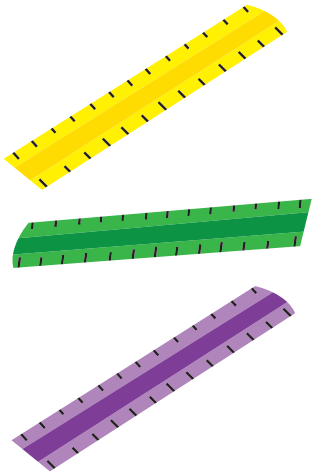
1:39  
26

Listen and play a game.


1:40  
27

Listen and circle.


1



2



3



28

Read and match.

1 What is it?  
It's a desk.

2 What are they?  
They're pencil sharpeners.

3 What is it?  
It's a marker pen.

4 What are they?  
They're crayons.

a




b



c



d



I Can



name classroom objects.



talk about the things I've got.



be polite.