

Classmates

1.1 Vocabulary

1 Spójrz na obrazek i zapisz nazwy przyborów szkolnych.



- | | |
|---------------------|---------|
| 1 <u>dictionary</u> | 5 _____ |
| 2 _____ | 6 _____ |
| 3 _____ | 7 _____ |
| 4 _____ | 8 _____ |

2 Znajdź nazwy ośmiu przedmiotów szkolnych i uzupełnij nimi zdania.



- I paint pictures of flowers in Art.
- We learn to say *Bonjour* in _____.
- I learn about different countries in _____.
- In _____ we can use a calculator for problems.
- We do cool experiments in _____.
- In _____ we sing lots of songs.
- This book about the past is for _____.
- Today's grammar lesson for _____ is *I can*.

3 Uzupełnij słowa.

- I've got a new dictionary for English.
- Where are my t_____s? We have P.E. next.
- There are ten laptops in the C_____r S_____s classroom.
- A: Is there any green p____t?
B: Yes, there's some in the art box.
- My favourite subject is H_____y because we learn about the past.
- I play the piano in my M____c lesson.
- Your m__ is good. Is it your Geography homework?
- A: Where's my p____l c__e?
B: Is it in your bag?

4 Przeczytaj tekst i uzupełnij formularz.



My name is Karen. I'm 11 years old. My favourite subjects are P.E. and Computer Studies. I have P.E. on Monday and Wednesday and Computer Studies on Friday.

Name: Karen
Age: _____
Favourite subjects: _____

5 Uzupełnij formularz i napisz kilka zdań o sobie.

Name: _____
Age: _____
Favourite subjects: _____

My name is _____

I remember that!

1 Uzupełnij zdania czasownikami z ramki.

go goes like likes play plays

- 1 My sister likes going to the cinema.
- 2 Frank _____ to school with his sister.
- 3 My parents _____ reading.
- 4 We _____ basketball at school.
- 5 I _____ to bed at 8 o'clock.
- 6 She _____ computer games on Sunday.

LOOK!

love → loves eat → eats play → plays
 do → does go → goes watch → watches
 wash → washes study → studies fly → flies

2 Napisz zdania o Amy i Tomie.



- 1 I have breakfast at home.
- 2 I meet my friends before class.
- 3 I like my teachers.

- 1 Amy has breakfast at home.
- 2 _____
- 3 _____



- 4 I love football.
- 5 I bring my football to school.
- 6 I play football with my friends.

- 4 _____
- 5 _____
- 6 _____

3 Uzupełnij zdania czasownikami z nawiasów w odpowiedniej formie.

- 1 The boys do (do) their homework before dinner.
- 2 My dad _____ (listen) to music in the car.
- 3 Tim and Mark _____ (play) football at the weekend.
- 4 Mary and her sister _____ (go) to the same school.
- 5 We all _____ (have) lunch in the canteen.
- 6 I _____ (watch) a lot of films.
- 7 She _____ (study) a lot for tests.
- 8 Marie _____ (help) me with my homework.

★ 4 Napisz zdania, używając słów z nawiasów.

- 1 My mum makes a cake. (often)
My mum often makes a cake.
- 2 Dad works at home. (never)

- 3 I am late to school. (often)

- 4 She does her homework in the evening. (usually)



- 5 They play football in the park. (always)

- 6 My friends are noisy in class. (sometimes)

- 7 My friend's jokes are good. (usually)

Extra Online Homework
 Grammar video Extra activities
 Zaloguj się na www.myenglishlab.com



1 Napisz przeczenia.

- 1 My sister has a hobby.
My sister doesn't have a hobby.
- 2 They like my pictures.
They _____ my pictures.
- 3 David does karate.
David _____ karate.
- 4 My parents play tennis.
My parents _____ tennis.
- 5 She studies French at school.
She _____ French at school.
- 6 My grandad plays chess.
My grandad _____ chess.

2 Wybierz poprawne odpowiedzi. Następnie odpowiedz na pytania zgodnie z prawdą, używając krótkich odpowiedzi.

- 1 Do / Does you have a hobby?
Yes, I do. / No, I don't.
- 2 Do / Does your friend play sport? _____
- 3 Do / Does your dad paint? _____
- 4 Do / Does you like karate? _____
- 5 Do / Does your friends play chess? _____
- 6 Do / Does you study English on Sundays?

3 Uzupełnij pytania, używając Do lub Does. Następnie napisz krótkie odpowiedzi.

		
play football	X	X
like music	✓	✓
paint pictures	✓	X
play chess	X	✓

- 1 Does Carla paint pictures? Yes, she does.
- 2 _____ Rocco paint pictures? _____
- 3 _____ Rocco and Carla like music?

- 4 _____ Rocco and Carla play football?

- 5 _____ Rocco play chess? _____
- 6 _____ Carla play chess? _____

4 VOCABULARY Popatrz na zdjęcia i wybierz poprawne odpowiedzi.



- 1 do / play pottery / chess
- 2 do / play the piano / the drums
- 3 do / play judo / ballet

* 5 Uzupełnij dialog wyrażeniami z nawiasów w odpowiedniej formie.

Bob: Hi. ¹Do you have (you/have) a hobby?

Jim: Yes, I ²_____. I paint pictures.
³_____ (you/like) my picture? It shows my sister.

Bob: Yes, I ⁴_____. It's lovely.
⁵_____ (your sister/paint) too?

Jim: No, she ⁶_____. She ⁷_____ (not like) painting.

Bob: What ⁸_____ (she/do)?

Jim: She plays the drums!

Asking for personal information

- What's your name?
- How do you spell that?
- Where do you live?
- What's your email address?
- What's your phone number?

1 Uzupełnij dialog słowami z ramki.



address day join spell start surname

Karen: Good morning.
Mr Tims: Good morning.
Karen: I'd like to ¹ join the chess club, please.
Mr Tims: OK, Karen. What's your ² _____ ?
Karen: It's Browne.
Mr Tims: How do you ³ _____ that?
Kate: It's with an E. B-R-O-W-N-E.
Mr Tims: What's your email ⁴ _____ ?
Karen: It's kbrowne@mymail.com.
Mr Tims: Thanks.
Karen: What ⁵ _____ does the club meet?
Mr Tims: It meets on Monday.
Karen: What time does the club ⁶ _____ ?
Mr Tims: At 4 p.m.
Karen: Where does it meet?
Mr Tims: It meets in Room 107.

2 Przeczytaj dialog z ćwiczenia 1 ponownie i uzupełnij informacje.

After school club

Name of Club: ¹ Chess Club
Day: ² _____
Time: ³ _____ p.m.
Where: Room ⁴ _____
Student: ⁵ _____ Browne
Student's email: ⁶ _____

LOOK! Email addresses
 @ = "at" .com = "dot com"

Telephone numbers
 0 = "oh" or "zero"
 33 = "double three" or "three three"

3 Uzupełnij pytania, wpisując jedno słowo w każdą lukę.

- 1 What's your name?
- 2 _____ do you spell that?
- 3 _____ do you live?
- 4 _____'s your email address?
- 5 _____'s your phone number?



4 Dopasuj odpowiedzi a-e do pytań z ćwiczenia 3.

- a 25 Star Street, Kingston.
- b Tom Flynn.
- c It's 08976 335214.
- d It's tom.flynn@mymail.com.
- e T-O-M F-L-Y-N-N.

5 Odpowiedz na pytania z ćwiczenia 3, podając prawdziwe informacje o sobie.

- 1 _____
- 2 _____
- 3 _____
- 4 _____
- 5 _____

Extra Online Homework
 Communication video Extra activities
 Zaloguj się na www.myenglishlab.com



My school

How many students have P.E. every day for two hours? Not many? Well, I always have P.E. from 2.30 to 4.30. I'm Steve and I want to tell you about my school.

My day starts early. I usually get to school at 8.00 but I'm sometimes late. Lessons start at 8.30. My favourite subject is Geography because I like maps. I don't like Art because I don't paint good pictures.

We have lunch at 12.00 and I often have chicken and chips. I never have fish and chips. In the afternoon we have P.E. I love P.E.! We usually play football or do karate. On Friday we play basketball. My favourite sport is football because I want to play for a big team. We finish school at 4.30. That's late for most schools. But I don't mind because I play sport every day! My sport school is great!

1 Przeczytaj tekst. O której szkole jest w nim mowa?



2 Przeczytaj tekst ponownie i wybierz poprawne odpowiedzi.

1 What time does Steve usually get to school?



2 What is his favourite subject?



3 What does Steve have for lunch?



4 Which sport do they do on Friday?



5 Does Steve like his school?



3 Przeczytaj tekst ponownie i odpowiedz na pytania.

- Does Steve sometimes get to school late?
Yes, he does.
- Why does he like Geography? _____
- Does he paint good pictures? _____
- What sports does he usually do? _____
- What does he do on Friday? _____
- Does he finish school before 4.00? _____

4 VOCABULARY Dopasuj słowa 1-8 do definicji a-h.

- | | | | |
|-----------------|-------------------------------------|--------------|--------------------------|
| 1 canteen | <input checked="" type="checkbox"/> | 5 hall | <input type="checkbox"/> |
| 2 classroom | <input type="checkbox"/> | 6 library | <input type="checkbox"/> |
| 3 computer room | <input type="checkbox"/> | 7 playground | <input type="checkbox"/> |
| 4 gym | <input type="checkbox"/> | 8 staff room | <input type="checkbox"/> |

- This is a special classroom with laptops.
- Teachers relax and mark homework there.
- You have lunch there.
- There are lots of books for extra study there.
- This is a very large room for P.E.
- This is a very large room for assembly.
- You play outside in break time there.
- You have lessons at your desks there.

1 2 Wysłuchaj nagrania i uzupełnij luki nazwami dni tygodnia z ramki.



Monday Tuesday Wednesday
Thursday Friday Saturday Sunday

French: ¹ Tuesday
Science: ² _____ and ³ _____
History: ⁴ _____ and ⁵ _____
football: ⁶ _____
chess: ⁷ _____

2 2 Wysłuchaj nagrania ponownie i zdecyduj, czy podane zdania są prawdziwe (P), czy fałszywe (F).

- 1 Mark's favourite subject is French. **(P) / F**
- 2 Mark likes Science. **P / F**
- 3 He likes History. **P / F**
- 4 He plays football at school. **P / F**
- 5 He always plays chess on Sunday. **P / F**

Time expressions with at, in, on


AT at 9 o'clock, at the weekend, at lunchtime
IN in the morning
ON on Monday, on Friday morning, on a weekday

3 Przeczytaj tekst i wybierz poprawne odpowiedzi.

4 Napisz post o ulubionym dniu Kena, używając poniższych informacji.

name: Ken
favourite day: Friday
get up: 7.00
meet friends: 7.30
walk to school, always talk about TV
morning: Computer Studies
afternoon: P.E. (favourite subjects!)
dinnertime: fish and chips (love!)
evening: play basketball 8 p.m.

My name is Ken and my favourite day is



My favourite day

My favourite weekday is Tuesday.

I get up ¹ at / on 7.30. I meet my friends ² at / in 8 o'clock and we get the bus to school. We often talk about our favourite singers.
³ On / In Tuesday, we have Music, Computer Studies and English. They are my favourite subjects! ⁴ At / In the morning, we have Music. We sometimes sing and I usually play the piano.
I have pizza ⁵ at / on lunchtime. Tuesday is pizza day in the canteen!
⁶ In / At the evening, after school, I always do ballet.



Vocabulary

1 Dopasuj początki 1-6 do zakończeń a-f.







- 1 Do you read a
- 2 In Maths we can use
- 3 We write games on laptops
- 4 Do you need a dictionary
- 5 I like Geography because
- 6 His trainers are in his bag

- a Harry Potter books in English?
- b because he has P.E. today.
- c I think maps are very interesting.
- d a calculator for problems.
- e in our Computer Studies lesson.
- f for your French homework?

/ 5

2 Wybierz poprawne odpowiedzi.

/ 5

- 1  Does your friend play / do the drums?
- 2  Do you play / do chess?
- 3  We've got P.E. in the gym / classroom next.
- 4  Let's meet for lunch in the canteen / library.
- 5  I don't play / do karate.
- 6  It's time for assembly in the staff room / hall.

/ 5

Grammar

3 Uzupełnij zdania czasownikami z nawiasów w odpowiedniej formie.

- 1 You listen (listen) to music on the bus.
- 2 I _____ (play) football at break time.
- 3 She _____ (watch) TV before dinner.
- 4 John _____ (not have) a new pencil.
- 5 They _____ (not go) to school on Sunday.
- 6 We _____ (not do) pottery at school.

/ 5

4 Napisz zdania, używając podanych słów.

- 1 are We never in class noisy .
We are never noisy in class.
- 2 do I always ballet Monday on .

- 3 walks to sometimes He school .

- 4 I play never football school before .

- 5 have Do sandwich a you lunch for ?

- 6 she late How often is in morning the ?

Speaking

5 Napisz pytania do poniższych odpowiedzi.

- 1 A: How old are you?
B: 12.
- 2 A: _____
B: I'm Paul Harris.
- 3 A: _____
B: H-A-R-R-I-S.
- 4 A: _____
B: 22 North Street, Oldtown.
- 5 A: _____
B: It's 02461 431948.
- 6 A: _____
B: It's pharris@mymail.com.

/ 5

Vocabulary	<input type="checkbox"/> / 10
Grammar	<input type="checkbox"/> / 10
Speaking	<input type="checkbox"/> / 5
Your total score	<input type="checkbox"/> / 25

Extra Online Homework
Check yourself! Extra activities
Zaloguj się na www.myenglishlab.com

Read Joe's blog to find out about his school.

Word blog: My things

1 About me Zapisz nazwy przedmiotów szkolnych.

	Monday	Tuesday	Wednesday
9 am	1 	2 	3 
10 am	4 	5 	6 
11 am	7 	8 	9 

2 My chat room Uzupełnij słowa.

We've got French and Maths together. Can I use your ¹d_____y and your ²c_____r?

Danny

Art on Monday! Great way to start the week. We need blue and red ³p_____ts this Monday, so don't forget! And wear ⁴t_____rs for P.E.!

Trisha

Computer Studies this year at last! And we have new ⁵l_____ps in the computer room!




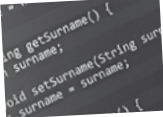
Bob

The bookshop has new ⁶p_____l c_____es! And they are really cheap! Pens, ⁷p_____ls, a ruler, ⁸s_____rs and two rubbers inside!

Maria

3 Get more Wybierz poprawne odpowiedzi.


Cool things in my school.

-  This is our old school bell / instrument.
-  This bell / instrument is the school piano.
-  This is my science program / experiment.
-  Check out my computer program / experiment.

Get more words



Dopasuj zdania 1-6 do obrazków A-F.



- I usually play the drums!
- I do ballet on Mondays.
- I play basketball at 4 p.m.
- We often play chess.
- I do karate on Mondays.
- I sometimes do pottery.



Unit 5

Lesson 5.2

Past Simple: *to be* affirmative and negative

+	-
I was at the cinema.	I wasn't at the park.
You were at the cinema.	You weren't at the park.
He/She/It was at the cinema.	He/She/It wasn't at the park.
We/You/They were at the cinema.	We/You/They weren't at the park.
there was/were	there wasn't/weren't
There was a problem.	There wasn't a problem.
There were some buses.	There weren't any buses.

wasn't = was not weren't = were not

Czasu Past Simple używamy, aby mówić o wydarzeniach i sytuacjach z przeszłości. Występują w nim dwie formy czasownika *to be*: *was* i *were*.

Lesson 5.3

Past Simple: *to be* questions and short answers

?	Short answers
Was I at the park?	Yes, I was . / No, I wasn't .
Were you at the park?	Yes, you were . / No, you weren't .
Was he/she/it at the park?	Yes, he/she/it was . No, he/she/it wasn't .
Were we/you/they at the park?	Yes, we/you/they were . No, we/you/they weren't .
there was / there were	
Was there a pizza in the fridge?	Yes, there was . / No, there wasn't .
Were there (any) muffins in the fridge?	Yes, there were . / No, there weren't .

Unit 6

Lesson 6.2

Past Simple affirmative: regular verbs

+
I played football.
You played football.
He/She/It played football.
We/You/They played football.

Aby utworzyć formę czasu Past Simple czasowników regularnych, do czasownika dodajemy końcówkę *-ed*, *-d* lub *-ied*.

Zasady pisowni

- W przypadku większości czasowników dodajemy *-ed*: *watch* – *watched*.
- Jeśli czasownik zakończony jest na *-e*, dodajemy *-d*: *live* – *lived*.
- Jeśli czasownik zakończony jest na spółgłoskę oraz *-y*, to końcówkę *-y* zamieniamy na *-i* i dodajemy *-ed*: *try* – *tried*.
- Jeśli czasownik zakończony jest na jedną samogłoskę i spółgłoskę, podwajamy końcową spółgłoskę i dodajemy *-ed*: *stop* – *stopped*.

Lesson 6.3

Past Simple affirmative: irregular verbs

+
I drank a coke.
You drank a coke.
He/She/It drank a coke.
We/You/They drank a coke.

Do czasowników w czasie Past Simple nie dodajemy końcówki *-s* w trzeciej osobie liczby pojedynczej (*he/she/it*).

Unit 7

Lesson 7.2

Past Simple negative

Regular verbs

I/You/He/She/It/We/They
didn't stay at home.

Irregular verbs

I/You/He/She/It/We/They
didn't sleep well.

didn't = did not

Aby utworzyć zdania przeczące w czasie Past Simple, używamy *did not (didn't)* + czasownika głównego w bezokoliczniku.

Lesson 7.3

Past Simple questions and short answers

?	Short answers
Did I/you have a good time?	Yes, I did . No, I didn't .
Did he/she/it have a good time?	Yes, he/she/it did . No, he/she/it didn't .
Did we/you/they have a good time?	Yes, we/you/they did . No, we/you/they didn't .
Where did you go? What did you do?	I went to Rome. I ate spaghetti.

Aby utworzyć pytania ogólne w czasie Past Simple, używamy *Did* + czasownika głównego w bezokoliczniku. Stosujemy następujący szyk wyrazów: *Did* + podmiot + czasownik główny.

Udzielając krótkich odpowiedzi, nie powtarzamy czasownika głównego.

Unit 8

Lesson 8.2

be going to

+	-
I'm going to play.	I'm not going to play.
You're going to play.	You aren't going to play.
He/She/It's going to play.	He/She/It isn't going to play.
We/You/They're going to play.	We/You/They aren't going to play.
?	Short answers
Am I going to play?	Yes, I am . / No, I'm not .
Are you going to play?	Yes, you are . No, you aren't .
Is he/she/it going to play?	Yes, he/she/it is . No, he/she/it isn't .
Are we/you/they going to play?	Yes, we/you/they are . No, we/you/they aren't .

Konstrukcji *going to* używamy, by mówić o planach i zamiarach na przyszłość.

Lesson 8.3

Revision of questions

You **are** excited → **Are** you excited?

You **are wearing** my clothes. →

Are you **wearing** my clothes?

You **were** a good student. →

Were you a good student?

You've **got** a girlfriend. →

Have you **got** a girlfriend?

You **can** rap. → **Can** you rap?

You want tickets. → **Do** you want tickets?

She sings. → **Does** she sing?

You went to Paris. → **Did** you go to Paris?

Where do you buy your clothes?

What did you have for breakfast?

Unit 0

Exercise 1

2 sofa 3 hoodie 4 bath 5 T-shirt 6 fridge

Exercise 2

2 November 3 Turkey 4 funny 5 February 6 skateboard

Exercise 3

2 hasn't 3 isn't 4 are 5 can 6 can't

Exercise 4

2 Her 3 their 4 are 5 isn't 6 that

Exercise 5

2 from 3 Spanish 4 England 5 is 6 October

Unit 1

Exercise 1

2 d 3 e 4 f 5 c 6 b

Exercise 2

2 play 3 gym 4 canteen 5 do 6 hall

Exercise 3

2 play 3 watches 4 doesn't have 5 don't go 6 don't do

Exercise 4

2 I always do ballet on Monday.

3 He sometimes walks to school.

4 I never play football before school.

5 Do you have a sandwich for lunch?

6 How often is she late in the morning?

Exercise 5

2 What's your name?

3 How do you spell it?

4 Where do you live?

5 What's your phone number?

6 What's your email address?

Unit 2

Exercise 1

2 tomatoes 3 jam 4 bread 5 flour 6 potato

Exercise 2

2 jar 3 bottle 4 bar 5 packet 6 can

Exercise 3

2 some 3 a 4 any 5 - 6 an

Exercise 4

2 How much 3 How many 4 How many 5 How much

6 How much

Exercise 5

2 I'd 3 Would 4 Anything 5 Can 6 thanks

Unit 3

Exercise 1

2 camera 3 TV 4 am good at 5 scared of 6 tablet

Exercise 2

2 text 3 take 4 surf 5 online 6 download

Exercise 3

2 is sending 3 isn't/is not doing 4 are wearing

5 aren't having/are not having 6 am running

Exercise 4

2 Is she making 3 Yes, I am. 4 Is Tom sitting

5 No, we aren't. 6 Are your parents watching

Exercise 5

2 here 3 speak 4 afraid 5 Just 6 See

Unit 4

Exercise 1

2 forest 3 volcano 4 desert 5 mountain 6 lake

Exercise 2

2 friendly 3 difficult 4 fast 5 expensive 6 safe

Exercise 3

2 easier than 3 more difficult than 4 better than

5 more expensive than 6 hotter than

Exercise 4

2 This pizza is the cheapest meal.

3 This is the best holiday of all.

4 This is the worst ice cream.

5 My sister is the most beautiful person in my family.

6 You are the most intelligent student in my class.

Exercise 5

2 favourite 3 about 4 think 5 In 6 right

Unit 5

Exercise 1

2 police station 3 boring 4 between 5 stadium 6 busy

Exercise 2

2 library 3 café 4 sports centre 5 train station

6 theme park

Exercise 3

2 were 3 was 4 was 5 weren't 6 wasn't

Exercise 4

2 Was 3 were 4 wasn't 5 we were 6 they weren't

Exercise 5

2 Excuse 3 straight 4 Turn 5 Go 6 on

Unit 6

Exercise 1

2 doctor 3 farmer 4 chef 5 a shop assistant
6 bus driver

Exercise 2

2 empty, bin
3 walk, dog
4 wash, car
5 look after
6 do, shopping

Exercise 3

2 studied 3 cycled 4 stopped 5 played 6 cleaned

Exercise 4

2 met 3 drank 4 bought 5 took 6 gave

Exercise 5

2 sorry 3 if 4 fine 5 please 6 all right

Unit 7

Exercise 1

2 backpack 3 taxi 4 hotel 5 sightseeing
6 sleeping bag

Exercise 2

2 by car 3 takes, photos 4 by bike 5 eat, restaurant
6 off, bus

Exercise 3

2 didn't go 3 didn't take 4 didn't wear 5 didn't study
6 didn't stop

Exercise 4

2 Did he leave
3 Did your dad cook
4 Yes, she did.
5 Yes, he did.
6 No, they didn't.

Exercise 5

2 please 3 Here 4 How 5 does 6 arrive

Unit 8

Exercise 1

2 play 3 picnic 4 sleepover 5 football match
6 birthday party

Exercise 2

2 eleventh 3 classical 4 twenty-third 5 pop
6 thirty-first

Exercise 3

2 is going to listen to
3 isn't going to come
4 aren't going to go
5 Are you going to watch
6 Are we going to meet

Exercise 4

2 Are 3 Can 4 Did 5 Have 6 Does

Exercise 5

2 Would 3 sounds 4 does 5 shall 6 Let's

Original edition © Pearson Education Limited 2017

This edition:

Pearson Central Europe Sp. z o.o.
ul. Szamocka 8, 01-748 Warszawa
www.pearson.pl

© Pearson Central Europe Sp. z o.o. 2018

Published by arrangement with Pearson Education Limited.

The right of Jennifer Heath and Catherine Bright to be Identified as authors of this work has been asserted by them in accordance with the Copyright, Designs and Patents Act, 1988.

All rights reserved. No part of this publication may be reproduced, stored in a retrieval system, or transmitted in any form or by any means, electronic, mechanical, photocopying, recording or otherwise without the prior written permission of the copyright holders.

First published 2018

Set in Harmonia Sans

Published in Poland

ISBN 9788378825487

Photo Acknowledgements

The publisher would like to thank the following for their kind permission to reproduce their photographs: **123RF.com:** Khoon Lay Gan 3, design56 4, Davidfranklinstudioworks 4, Shutswis 5, Michaeljung 6, Jose Manuel Gelpi Diaz 8, Cathy Yeulet 10, 11, 36, Ian Allenden 10, 11, 57, Racorn 13, 22, 36, 60, Nataliia Prokofyeva 14, Kimberrywood 15, Jacek Chabraszewski 16, Inga Nielsen 16, Norman Kin Hang Chan 16, Anton Starikov 19, Foodandmore 19, Lynne Carpenter 19, Picsfive 19, Subbotina 21, Brent Hofacker 21, Bbbar 22, Scarlett0700 23, Senkaya 23, Rodho 23, Jacek Chabraszewski 23, George Tsartsianidis 23, Fotoslaz 23, Sykwong 23, George Tsartsianidis 23, Dolgachov 24, Brat82 26, Anna Om 26, Sebnem Ragiboglu 26, Tomwang 26, Inspirestock International 28, Denisfilm 28, Jacek Chabraszewski 29, VtIs 29, Dean Drobot 31, Baloon111 31, Alexandr Chernyshov 32, Iakov Kalinin 32, BlueOrange Studio 32, Valentin Mosichev 36, Intelwond 37, Ammit 38, Kevin George 38, 65, Maksym Topchii 39, Antonio Diaz 40, Razihusin 48, Jose Manuel Gelpi Díaz 55, Piksel 57, Shahid Khan 58, Graeme Lamb 58, Jozsef Szasz-Fabian 58, Andrii Vergeles 64, Shtanzman 65, Maccsim 65, Selivanov Iurii 66, Antonio Guillem 66, Microgen 66, Lizon 67, Gyula Gyukli 67, Razihusin 73, Stephane Breton 73, Wavebreak Media Ltd 74, Darrin Henry 74, Bigandt 74, Frank Bach 76, Ludmila Smite 76; **Alamy Stock Photo:** Sergio Azenha 40; **BBC Worldwide Learning:** 88, 89; **Pearson Education Ltd:** Jon Barlow 2, 7, 9, 15, 25, 33, 43, 51, 55, 61, 69, 75, Studio 8 5, Alice McBroom 10, Gareth Boden 37, 48, Debbie Rowe 48, Naki Kouyioumtzis 49; Shutterstock.com: Leremy 3, Kedrov 4, 5, Ruslan Kudrin 4, Eric Isselee 4, Marco Prati 4, Room27 5, Nomad_Soul 5, Peter Gudella 5, Ppart 5, Holbox 8, Stephen Orsillo 8, Fotokostic 10, Paul Maguire 13, Neamov 13, Isak55 13, Smileus 14, Alex Staroseltsev 14, Eleana 14, Daniel Etzold 14, Subbotina Anna 14, Picsfive 14, Dani Vincek 14, Denis Dryashkin 14, Shebeko 14, Fotoban eos 16, Olga Nayashkova 16, 18, Arvind Balaraman 18, Kheng Guan Toh 18, Joe Gough 18, Horiyan 19, Jiri Hera 19, MicrostockStudio 21, Melica 21, Sarsmis 21, Almaje 21, Fotocrisis 22, Bogdan Wankowicz 22, Picsfive 23, Hayati Kayhan 23, DavidPinoPhotography 23, Janet Faye Hastings 23, AS Food studio 23, Steshkin Yevgeniy 23, Kiselev Andrey Valerevich 26, Anna Hoychuk 26, Eurobanks 29, Fad82 29, Oleksiy Mark 29, Bloomua 29, Apple2499 34, Nailia Schwarz 36, Africa Studio 37, 386866 37, Tommaso Lizzul

38, Vovan 38, David Steele 38, Microstock Man 38, S. Borisov 39, Ivan Smuk 39, Monkey Business Images 39, Ant Clausen 40, Sergey Novikov 44, Kzenon 44, Osadchaya Olga 44, DmitriMaruta 45, SpaceKris 46, Pressmaster 48, Brezzell 48, Improvize 48, Wavebreakmedia 49, Hxdzby 49, Vladru 49, Africa Studio 50, Pikselstock 54, Howard Sayer 57, Mykola Komarovskyy 57, MartiniDry 58, Aleksandr Sadkov 64, Jocic 65, Caimacanul 65, Jill Lang 65, 81593 65, Petr Malyshev 65, Umberto Shtanzman 65, Alfredo Ragazzoni 65, You can more 65, studioVin 65, Buranasak Wongsiriphakdee 65, Fztommy 65, Bloomua 65, Lukasz Pajor 65, NadyaEugene 66, Krsmanovic 66, Lisa F. Young 66, Ollirg 67, Dimitrios 67, PHILIPIMAGE 68, Blend Images 73, Stockshoppe 73, Nd3000 73, Sean Nel 73, Alexander Raths 74, Tracy Whiteside 74, Ilya Andriyanov 74, Kstudija 75, Bernhard Richter 75, Arman Zhenikev 75, StefanHuman 76

Illustration Acknowledgements

Magda Furmańczuk (Pigeon) p. 26, 27, 32; Alicja Gapińska (Pigeon) p. 15; Matylda Kozera (Pigeon) p. 34, 36, 41; Jim Peacock (Beehive Illustration) p. 25, 42, 43, 61, 78, 79, 80, 81, 82, 83, 84, 85, 86, 87, 88, 89; Ewa Skowron (Pigeon) p. 8, 9, 11, 12, 14, 15, 16, 17, 18, 22, 23, 52, 56, 58, 59, 62, 63, 64, 65, 69; Caner Soyulu (Pigeon) p. 44, 49, 51, 70, 72, 73, 74, 76, 77; Klaudia Tabor (Pigeon) p. 5; 19, 22, 23, 29, 33, 37, 41, 59. All other images © Pearson Education
Every effort has been made to trace the copyright holders and we apologise in advance for any unintentional omissions. We would be pleased to insert the appropriate acknowledgement in any subsequent edition of this publication.