

Get started!

0.1 How do you spell that?

1 Podpisz zdjęcia imionami z ramki.

Alex Jen Lian Lucas



1 Jen 2 _____ 3 _____ 4 _____

2 Popatrz na tabelkę i uzupełnij zdania słowami z ramki.

computers cupcakes Maths skateboarding
Spain twelve

Alex	Jen	Lian	Lucas
12	10	12	



Hello. My name's Alex.
I love ¹ computers !



I'm Jen. I'm ten. I love
² _____ .



Hi. I'm Lian and I'm ³ _____ .
My hobby is ⁴ _____ .



My name's Lucas.
I'm from ⁵ _____ .
My hobbies are music
and ⁶ _____ .

3 Uzupełnij słowa literami z ramki.

e s a h m n

1 cupcake 4 _pple
2 _usic 5 _obby
3 _port 6 _ame

4 Ułóż słowa z ćwiczenia 3 w kolejności alfabetycznej.



LOOK!

LL = double L

5 Napisz zdania i pytania, używając podanych słów.

1 your name What's ?
What's your name?


2 do your How surname you spell ?

3 the UK now I'm in .

4 is My hobby music .

5 twelve old I'm years .

1 Napisz zdania, używając podanych słów.



- 1 Superdug also Dug is .
Dug is also Superdug.
- 2 is superhero He a .

- 3 best Kit Dug's friend is .

- 4 clever She very is .

2 Napisz cyframi podane liczby.

five 5	sixteen □	twelve □	one □	ten □
eight □	four □	eleven □	seventeen □	six □
three □	twenty □	fourteen □	eighteen □	seven □
nineteen □	nine □	thirteen □	two □	fifteen □

3 Uzupełnij luki odpowiednimi liczbami.

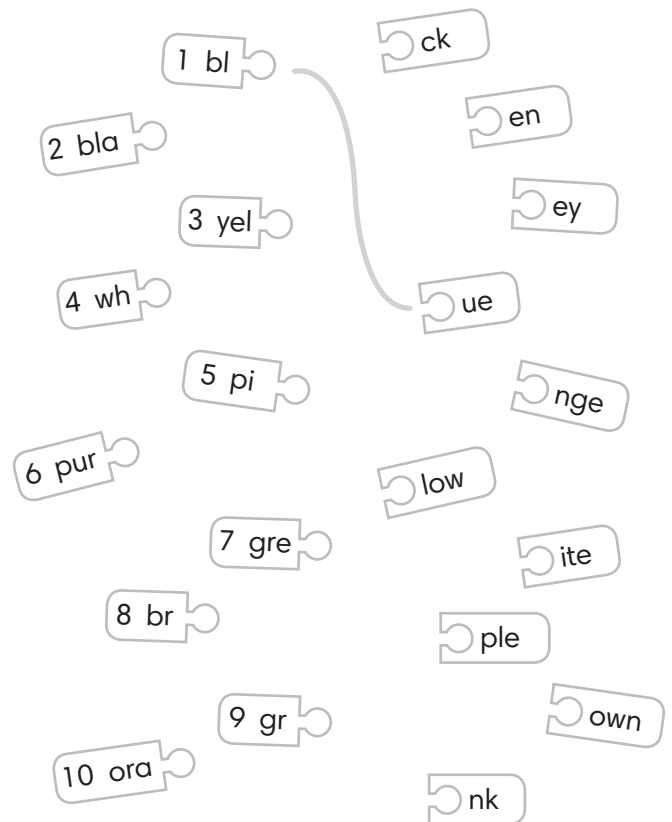
two four ¹six eight ten ²_____ fourteen
³_____ eighteen ⁴_____

one three ⁵_____ seven ⁶_____ eleven
⁷_____ fifteen ⁸_____ nineteen

4 Napisz cyframi podane liczby.

- 1 fifty-seven 57
- 2 twenty-three _____
- 3 seventy-one _____
- 4 thirteen _____
- 5 sixty-eight _____
- 6 nineteen _____
- 7 thirty _____
- 8 eighty-six _____
- 9 forty-two _____
- 10 a hundred _____

5 Utwórz nazwy kolorów.



1 Wybierz poprawne odpowiedzi.



1 pencil sharpener /
pencil case




2 rubber / pen



3 notebook / ruler



4 pencil / scissors



5 book / sandwich



6 coloured pencil /
pencil case

LOOK!

a book, a pencil
an apple, an umbrella

2 Wybierz poprawne odpowiedzi.

1 a / an apple

4 a / an notebook

2 a / an pencil

5 a / an egg

3 a / an sandwich

6 a / an box

LOOK!

a pencil six pencils
an orange two oranges
a box four boxes
a sandwich two sandwiches

3 Uzupełnij podane wyrażenia słowami z ćwiczenia 2 w liczbie mnogiej.

1 two apples

4 seven _____

2 three _____

5 four _____

3 five _____

6 six _____

4 Znajdź pięć słów na poniższym obrazku.



LOOK!

It's a pencil.
They're pencils.

5 Uzupełnij zdania, używając *It's* lub *They're*.

1 It's a bin.

4 _____ a desk.

2 _____ clocks.

5 _____ chairs.

3 _____ a board.

6 _____ bins.

Classroom language

Close your books.	Work in pairs.
Listen (to the story).	Write (your name).
Look (at the photo).	Can you help me?
Open your books.	Can you repeat (that)?
Read (the text).	I'm ready.
Sit down.	What's <i>kredka</i> in English?
Stand up.	

LOOK!

Can you help me, **please**?
Stand up, **please**!

6 Kto zazwyczaj mówi poniższe zdania – uczeń (U) czy nauczyciel (N)?

1 Open your books. U / **(N)**

2 Can you help me, please? U / N

3 Stand up. U / N

4 Work in pairs. U / N

5 What's *elefante* in English? U / N

6 Write your name. U / N

7 Ułóż zdania w poprawnej kolejności, aby utworzyć dialog.

a Can you repeat that, please?

b What does *brilliant* mean?

c It means very good.

d Hello, Mrs Gold. Can you help me, please?

e Yes, Tom. How can I help?

f Yes. It means very good.

Vocabulary

1 Wybierz poprawne odpowiedzi.

- 1 13 thirteen / thirty
- 2 60 sixteen / sixty
- 3 32 twenty-three / thirty-two
- 4 14 fourteen / forty-one
- 5 11 eleven / twelve
- 6 59 ninety-five / fifty-nine

■ / 5

2 Podpisz obrazki.



1 scissors



2 _____



3 _____



4 _____



5 _____



6 _____

■ / 5

Grammar

3 Wybierz poprawne odpowiedzi.

- 1 It's a / an orange.
- 2 It's / They're pens.
- 3 It's a / an ruler.
- 4 It's / They're a coloured pencil.
- 5 It's a / an elephant.
- 6 It's an / They're eggs.

■ / 5

4 Uzupełnij podane wyrażenia słowami z nawiasów w liczbie mnogiej.



1 eight pencils (pencil)



2 six _____ (orange)



3 two _____ (box)



4 three _____ (bin)



5 two _____ (umbrella)



6 four _____ (rubber)

■ / 5

Speaking

5 Uzupełnij wypowiedzi słowami z ramki.

books down help pairs please up

Can you ¹ help me, ² _____ ?

Sit ³ _____.

Close your ⁴ _____.

Work in ⁵ _____.

Stand ⁶ _____.

■ / 5

Vocabulary / 10

Grammar / 10

Speaking / 5

Your total score / 25

Family and friends

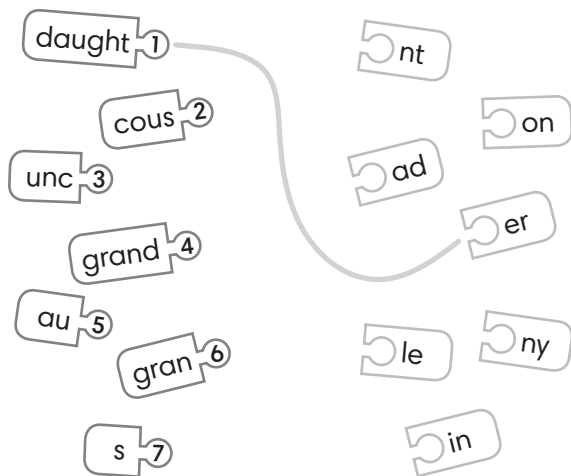
1.1 Vocabulary

1 Dopasuj wyrażenia 1–7 do osób na zdjęciu.



- | | |
|--|--|
| 1 Sally's father <input type="checkbox"/> | 5 Sally's grandmother <input type="checkbox"/> |
| 2 Sally's mother <input type="checkbox"/> | 6 Sally's brother <input type="checkbox"/> |
| 3 Sally's parents <input type="checkbox"/> | 7 Sally's sister <input type="checkbox"/> |
| 4 Sally's grandfather <input type="checkbox"/> | |

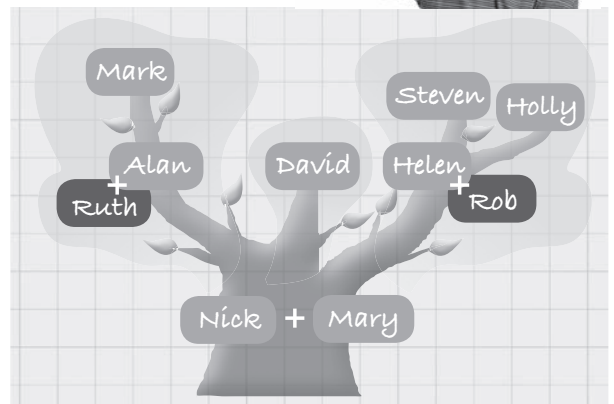
2 Utwórz nazwy członków rodziny.



LOOK!

Paul = Mark's father
Lucy = Rose's daughter

3 Popatrz na obrazek i uzupełnij zdania, wpisując jedno słowo w każdą lukę.



- 1 Alan: Nick is my ¹ father. He's Mark's ² _____ too.
- 2 Holly: Ruth is my ³ _____. Steven and I are Mark's ⁴ _____. I am Helen and Rob's ⁵ _____.
- 3 Steven: Holly is my ⁶ _____. I'm Helen's ⁷ _____.

I remember that!

4 Uzupełnij zdania.

- Amy is Emily's mother. Emily is Amy's daughter.
- Tom is Danny's father. Danny is Tom's _____.
- Sara is Ben's mother and Ted's aunt. Ben and Ted are _____.
- Ada is Sam's mother. Sam is Rosa's father. Ada is Rosa's _____.
- John is David's brother. David is Tina's father. John is Tina's _____.

1 Popatrz na obrazki i wybierz poprawne odpowiedzi.

A birthday party

- 1 Look. We am / (are) / is at a party.
2 Tom am / are / is ten today.



A new student

- 4 He am / are / is a teacher.
5 She am / are / is a student.
6 They am / are / is at school.



2 Uzupełnij zdania, używając skróconych form czasownika *to be*.

- 1 Look. We're ___ at a party.
2 Tom ___ ten today.
3 I ___ happy!
4 He ___ a teacher.
5 She ___ a student.
6 They ___ at school.
7 You ___ in this class.

3 Uzupełnij dialog, używając *am, are* lub *is*.

Harry: Hi. I ¹ am Harry.

Jack: Hi, Harry. I ² ___ Jack. You ³ ___ in Class 2 with me. Welcome!

Harry: Thanks.

Jack: This is Tony. He ⁴ ___ my classmate. We ⁵ ___ best friends too. Mrs Lee and Mr Brown ⁶ ___ my favourite teachers.

LOOK!

I	→ my	It's my birthday. I'm ten!
you	→ your	It's your birthday. You're eleven!
she	→ her	It's her birthday. She's nine.
he	→ his	It's his birthday. He's twelve.

4 Uzupełnij wypowiedzi, używając *my, your, his* lub *her*.



*** 5** Uzupełnij tekst słowami z ramki.

am are Her is my They

Hi! I ¹ am Tom. This is ² ___ family. My parents' names ³ ___ Amy and Andrew. ⁴ ___ are teachers. My sister ⁵ ___ thirteen. ⁶ ___ name is Katie.

Extra Online Homework

Grammar video Extra activities

Zaloguj się na www.myenglishlab.com

1 Przepisz zdania, używając skróconych form czasownika *to be*.

1 My friends are not at home.

My friends aren't at home.

2 You are not right.

3 I am not a superhero.

4 Ben is not my friend.

5 She is not my aunt.

6 They are not my cousins.

2 Napisz zdania przeczące, używając skróconych form czasownika *to be*.



1 She's eleven. She's at school.

She *isn't eleven*.

She _____.



2 They're happy. They're at home.

They _____.



3 He's a teacher. He's ready for school.


He _____.


3 VOCABULARY Uzupełnij nazwy państw i napisz nazwy narodowości.

 P o l a n d Polish


 F _ _ _ _ e _ _ _ _ _

 the _ _ _ _ _

 I _ _ _ _ y _ _ _ _ _

 C _ _ _ _ a _ _ _ _ _

 the _ _ _ _ _

 S _ _ _ _ n _ _ _ _ _

4 Uzupełnij zdania tak, aby były prawdziwe w odniesieniu do ciebie. Użyj *am, 'm not, are, aren't, is* lub *isn't*.

1 My school _____ in the USA.

2 My English teacher _____ British.

3 My friends _____ in China.

4 My parents _____ Polish.

5 I _____ Italian.

6 I _____ ten.

* 5 Uzupełnij dialog, używając czasownika *to be*. Użyj form twierdzących (✓) lub przeczących (✗).



Kit: It ¹ is (✓) you, Dug! You ² _____ (✓) with your granddad and granny, right?

Dug: No, I ³ _____ (✗). They ⁴ _____ (✓) my parents. My dad ⁵ _____ (✓) British, but my mother ⁶ _____ (✗) British. She ⁷ _____ (✓) Polish.


Kit: It ⁸ _____ (✗) a new photo.

Dug: That's right. The photo ⁹ _____ (✓) very old.


Introductions

A: Mum, this is Lucas.
He is my friend/neighbour/classmate.
Lucas, this is my mum.
B: Hello, Lucas. Nice to meet you.
C: Nice to meet you too.

1 Popatrz na obrazki i uzupełnij dialogi.




- 1 a Sorry, Mum!
- b Hi, Mum!
- c It's OK, Mum!
- 2 a This is Amy.
- b I'm Amy.
- c You are here, Amy.



- 3 a You're Amy.
- b Hello, Amy.
- c Thank you, Amy.
- 4 a Nice to meet you, Jill.
- b Nice to meet you, Mrs Wilson.
- c Nice to meet you, Amy.

2 Uzupełnij dialog wyrażeniami z ramki.

He's Hi Nice this-is to meet you



Thomas: Hi, Stella, ¹ this is Frankie. ² _____ my cousin.
Stella: ³ _____, Frankie. Nice ⁴ _____.
Frankie: ⁵ _____ to meet you too Stella.

3 Uzupełnij dialog, używając podanych zdań.

May: ¹ b
Auntie Sue: Oh, hello May!
May: And this is Nancy. ² ____
Auntie Sue: Hello, Nancy. ³ ____
Nancy: Hello, Mrs Smith. ⁴ ____

- a She's my best friend at school.
- b Hi, Auntie Sue.
- c Nice to meet you.
- d Nice to meet you too.

4 Napisz dialog, w którym przedstawisz swojemu nauczycielowi swojego angielskiego kolegę.

You: _____
Teacher: _____
You: _____

Your friend: _____
Teacher: _____

Extra Online Homework
Communication video Extra activities
Zaloguj się na www.myenglishlab.com

My photo album



1 In this photo, my mum and dad are with Aunt Ellie. They aren't at home, they're on holiday in Spain. They are happy. Aunt Ellie is my dad's sister. My dad and his family are Spanish.

2 This is my friend, Bea. She's in the garden. Her mum is Italian and her dad is British. She's fun. Sweep is in the photo too. He's Bea's dog.

3 Hi. I'm Silvia and this is my brother, Nick. I'm twelve and he's nine. We're from Manchester. It's in the UK.

- Przeczytaj tekst i dopasuj akapity 1-3 do zdjęć A-C.
- Przeczytaj tekst ponownie. Dopasuj początki zdań 1-6 do zakończeń a-f.
- Uzupełnij zdania, używając słów *British*, *Italian* lub *Spanish*. Sprawdź swoje odpowiedzi w tekście.

- Silvia is British.
- Nick is _____.
- Silvia's dad is _____.
- Aunt Ellie is _____.
- Bea's mother is _____.
- Bea's father is _____.

4 VOCABULARY Popatrz na obrazki i uzupełnij zdania.




1 I'm at a p _____ today.



2 We aren't at s _____ today.



3 My sister and my mother are in the g _____.



4 My granny and my grandad are in the p _____.

1 2 Wysłuchaj nagrania i zdecyduj, czy podane zdania są prawdziwe (P), czy fałszywe (F).



- 1 Rob and Victor are best friends. **P** / F
- 2 They're at Rob's house. P / **F**
- 3 Rob's mum and Victor's mum are best friends. P / **F**



- 4 Rob's on holiday. P / **F**
- 5 Rob and Mel are in the UK. P / **F**
- 6 Rob and Mel are cousins. P / **F**

2 2 Wysłuchaj nagrania ponownie i uzupełnij informacje w tabelkach.

Rob

Age: 10

Nationality: _____

Victor

Age: _____

Nationality: _____

Mel

Age: _____

Nationality: _____

Capital letters

Use a capital letter for names of people, countries and nationalities.

Use a capital letter for the pronoun *I* and at the beginning of every sentence too.

My best friend is Jack. I'm from France. Giorgia and Toni are Italian.

3 Popraw błędy w poniższym tekście, dodając wielkie litery.

Clara elara and andrea are best friends. clara is nine and andrea is ten. clara is from the UK. she's british. andrea is from italy. she's italian.



4 Przeczytaj tekst z ćwiczenia 3 ponownie i uzupełnij tabelkę.

	Clara	Andrea
Age	9	
Country		
Nationality		

5 Przeczytaj informacje w tabelce i napisz krótki tekst o dwóch przyjaciółach.

	Pierre	Pedro
Age	12	11
Country	France	Spain
Nationality	French	Spanish

Pierre and Pedro are best friends.

Vocabulary

1 Uzupełnij podane wyrażenia.

- 1 mum and dad 4 _____ and sister
 2 _____ and uncle 5 son and _____
 3 mother and _____ 6 _____ and grandad

□ / 5


2 Popatrz na zdjęcia i uzupełnij zdania.



- 1 She's from Po / a n d. 2 He's in the g_____.



- 3 She's A_____. 4 They are at s_____.



- 5 Paris is in F_____. 6 She's at h_____.

□ / 5

Grammar

3 Uzupełnij zdania, używając czasownika *to be*. Użyj form twierdzących (✓) lub przeczących (✗).

- 1 This isn't (✗) my garden. It's a park!
 2 My best friends _____ (✓) Maya and Jane.
 3 Maya _____ (✓) Italian.
 4 Jane and I _____ (✗) Italian.
 5 We _____ (✓) from the UK.
 6 I _____ (✗) in the UK in this photo!

□ / 5

4 Wybierz poprawne odpowiedzi.



This is Jack, and this is ¹Jack / Jack's cousin.
²His / Her name is Freddie. They are with
³Freddie / Freddie's dog, Wolfie.



This is Clara, and this is ⁴his / her best friend, Nadia.
⁵Nadia / Nadia's mum and
⁶Clara / Clara's mum are best friends too.

□ / 5

Speaking

5 Uzupełnij dialog, wpisując jedno słowo w każdą lukę.

- A: Jack, ¹ this ² _____ my friend, Harry.
 B: ³ _____, Harry. ⁴ _____ to meet you.
 C: Hi, Jack. Nice to ⁵ _____ you ⁶ _____.

□ / 5

Vocabulary □ / 10

Grammar □ / 10

Speaking □ / 5

Your total score □ / 25

Extra Online Homework

Check yourself! Extra activities

Zaloguj się na www.myenglishlab.com

Word blog: Family and friends

1 My photos Popatrz na zdjęcia i uzupełnij wyrażenia.



1 my mum's brother
= my _____



2 my parents' daughter
= my _____



3 my dad's mum
= my _____



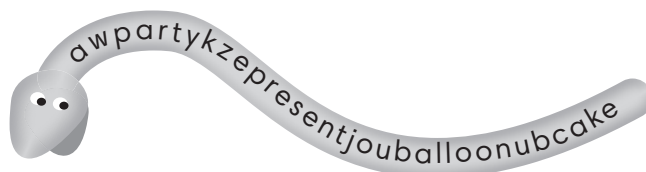
4 my aunt's sons
= my _____

2 My quiz Dopasuj początki zdań 1-6 do zakończeń a-f.

- 1  Say *Cześć!*
- 2  Say *Bonjour!*
- 3  Say *Ciao!*
- 4  Say *¡Hola!*
- 5  Say *Hello!*
- 6  Say *Nihao!*

- a in Chinese.
- b in Italian.
- c in English.
- d in Polish.
- e in French.
- f in Spanish.

3 Get more Znajdź cztery słowa i podpisz nimi obrazki 1-4.



1 _____



2 _____



3 _____



4 _____

Get more words



Dopasuj zdania 1-12 do zdjęć A-D. Dwa zdania zostały podane dodatkowo.

- 1 C This is my brother, Josh.
- 2 He's at school.
- 3 This is my cousin. She's ten.
- 4 She isn't happy in the photo.
- 5 She's in the park.
- 6 Mr Thomson is 30.
- 7 This is my granny.
- 8 He's at home.
- 9 She's my mum's mother.
- 10 He's 75.
- 11 He's my teacher.
- 12 She's 60 years old.



A



C



B



D

Fun Spot