

# English for Construction

# 1

Vocational English  
Course Book

Evan Frendo  
Series editor David Bonamy

# Contents

	Function	Language	Vocabulary	
Unit 1 The construction industry	<b>Introductions</b> p. 4	Introducing yourself and others	Present simple: <i>be</i> Present simple: regular verbs Adverbs of frequency	Jobs
	<b>Finding out more</b> p. 6	Talking about jobs in the construction industry	<i>Wh-</i> questions Questions with <i>be</i>	The alphabet <i>Wh-</i> question words
	<b>The construction industry</b> p. 8	Describing parts of the construction industry	Plurals Prepositional verbs	Types of construction Industry sectors
	<b>Parts of a house</b> p. 10	Understanding a house plan Naming parts of a house	<i>This is ...</i>	House features
	<b>Review</b> p. 11			
Unit 2 Trades	<b>Trades and training</b> p. 12	Describing trades and the stages of trade training	Present simple	Trades Vocational courses
	<b>Trade materials</b> p. 14	Talking about materials Making calculations	Parts of speech Numbers 1–100	Materials Calculation words
	<b>Instructions</b> p. 16	Giving instructions Saying where things are	The imperative Sequencers Prepositions of place	Scaffolding
	<b>The apprentice</b> p. 18	Giving personal information	Questions and answers for personal information	Tools
	<b>Review</b> p. 19			
Unit 3 Heavy equipment	<b>Delivery</b> p. 20	Answering questions about delivery Talking about the delivery of heavy equipment	Present continuous	Movement verbs
	<b>Cranes</b> p. 22	Using cranes and control units	Opposites <i>There is/There are</i>	Cranes
	<b>Controls and equipment</b> p. 24	Asking questions about equipment Explaining how to mix cement	<i>clockwise/anticlockwise</i>	Remote controls Equipment for mixing concrete
	<b>On site</b> p. 26	Making conversation	Word order Expressions: <i>fair enough, will do</i>	Question phrases
	<b>Review</b> p. 27			
Unit 4 Building supplies	<b>Building materials</b> p. 28	Talking about building suppliers and materials	Word pairs	Products and materials
	<b>Materials</b> p. 30	Placing and confirming an order Checking stock items	Phrases: <i>order number, in stock</i> Making requests	Supply orders
	<b>Insulation</b> p. 32	Talking about insulation Changing a customer order/delivery	<i>Use to/Used as/Used for</i> Emails	Types of insulation Stock
	<b>Problems on site</b> p. 34	Explaining problems	<i>Too/Not enough</i>	Parts of a building site Adjectives: <i>soft, wet, heavy</i>
	<b>Review</b> p. 35			

	Function	Language	Vocabulary
Unit 5 On site	<b>On-site subcontractors</b> p. 36	Describing what subcontractors do/are doing at the moment	Present simple and present continuous Subcontractors
	<b>Directions</b> p. 38	Following directions Giving directions	Giving directions Maps
	<b>Weather on site</b> p. 40	Understanding different types of weather Giving reasons	<i>Because of</i> Weather
	<b>Food</b> p. 42	Talking about food	Conversation using present simple and present continuous Food
	<b>Review</b> p. 43		
Unit 6 Health and safety	<b>Warning signs</b> p. 44	Identifying different types of signs	<i>Must</i> Personal protective equipment (PPE)
	<b>Site safety</b> p. 46	Describing problems Completing a vehicle safety checklist	Adjectives: <i>too full</i> Health and safety Vehicle parts
	<b>First aid</b> p. 48	Explaining injuries	Past simple: <i>be</i> Past simple Parts of the body A first aid kit
	<b>Waste disposal</b> p. 50	Understanding waste disposal and colour codes	Word partnerships: <i>clean metal, general waste</i> Waste materials
	<b>Review</b> p. 51		
Unit 7 The contractor's office	<b>Clients</b> p. 52	Welcoming clients	Word pairs Job descriptions Nouns: <i>structural engineer, bookkeeper</i>
	<b>Projects</b> p. 54	Discussing projects Describing structures using dimensions	Metric and imperial measurements Buildings
	<b>Shapes</b> p. 56	Describing the shape of constructions	Expressions: <i>30 by 60</i> Shapes Dimensions Word stress
	<b>Calculations</b> p. 58	Giving calculations Calculating an area	Calculations Word order Calculation symbols
	<b>Review</b> p. 59		
Unit 8 Planning ahead	<b>Planning a project</b> p. 60	Planning a new bridge Completing a schedule	<i>Will</i> future Calendar Months of the year
	<b>Schedules</b> p. 62	Making appointments Telling the time	Prepositions of time Dates and times
	<b>Bridges</b> p. 64	Making comparisons	Comparative and superlative adjectives Descriptive adjectives
	<b>Quantities</b> p. 66	Writing quantities	<i>How much/How many</i> Containers
	<b>Review</b> p. 67		

**Partner files** p. 68

**Audio script** p. 72

# 1

# The construction industry

- introduce yourself and others
- talk about jobs in the construction industry
- describe types of construction
- understand a house plan

## Introductions



**Vocabulary 1** Match photos A–E to texts 1–5.


- 1 Hello, I'm Kamal Boukhaled, from Morocco. I'm a plumber. \_\_\_\_\_
- 2 I'm Isabelle Roux, from France. I'm an architect. \_\_\_\_\_
- 3 Hi, my name's Santiago Cruz. I'm from Venezuela. I'm a crane operator. \_\_\_\_\_
- 4 Hi, I'm Karol Nowacki. I'm from Poland. I'm a roofer. \_\_\_\_\_
- 5 Hello there. My name's Jun Takahashi. I'm from Japan. I'm a building inspector. \_\_\_\_\_

**Listening 2** 02 Complete these conversations. Then listen and compare your answers.

- 1 Jun: Hi! I'm Jun Takahashi, from the Ministry.  
Isabelle: Hi, Mr Takahashi. (1) \_\_\_\_\_ Isabelle Roux. I'm from (2) \_\_\_\_\_. I'm the architect on this project.  
Jun: Ah, I'm a building (3) \_\_\_\_\_.  
Isabelle: Pleased to (4) \_\_\_\_\_ you.
- 2 Karol: Hi! Karol Nowacki.  
Santiago: Santiago Cruz.  
Karol: What do you do, Santiago?  
Santiago: I'm a crane (5) \_\_\_\_\_. And you?  
Karol: Me? I'm a(n) (6) \_\_\_\_\_.
- 3 Kamal: Hi! My (7) \_\_\_\_\_ is Kamal Boukhaled.  
Santiago: Hi, Kamal. I'm Santiago.  
Kamal: (8) \_\_\_\_\_ are you from?  
Santiago: From Caracas, Venezuela.  
Kamal: Ah, Caracas. A beautiful city. I come from (9) \_\_\_\_\_.
- 4 Kamal: Hello. (10) \_\_\_\_\_ name's Kamal Boukhaled.  
Karol: Hi, Kamal. I'm Karol Nowacki. And this is Isabelle Roux.  
Kamal: Hello, Isabelle.  
Isabelle: Pleased to meet you.  
Karol: What do you (11) \_\_\_\_\_, Kamal?  
Kamal: I'm a plumber.  
Karol: I'm a roofer. And Isabelle designs buildings.  
Kamal: She's a(n) (12) \_\_\_\_\_?  
Isabelle: Yes, that's right.



**Reading 3** Read this text and underline the verbs.



Harun Rashid is 35 years old. He comes from Alexandria, but lives and works in Cairo.

Harun is a general contractor. He hires subcontractors to work on building projects. He also organises the material and equipment. Harun has a lot of experience in the construction industry.

Harun always works hard. Sometimes he has meetings with clients. Sometimes he visits construction sites. And sometimes he deals with suppliers. He is always busy.

But Friday is different. Harun never works on Fridays. Friday is a day off.

**4** Correct these sentences.

- 1 Harun Rashid is a plumber. \_\_\_\_\_
- 2 He hires clients to work on building projects. \_\_\_\_\_
- 3 He has a lot of experience in the tourist industry. \_\_\_\_\_
- 4 He never visits construction sites. \_\_\_\_\_
- 5 He always works on Fridays. \_\_\_\_\_

**Language**

**Present simple: be**

We use <b>be</b> to say who somebody is or what something is.	<i>I'm Santiago Cruz. He's Harun Rashid. This <b>is</b> a construction site. We're roofers.</i>
We use <b>be</b> to ask personal questions.	<i>What's your name? My name's Karol.</i>

**Present simple: regular verbs**

We use the <b>present simple</b> to talk about routines, permanent situations and general truths.	<i>We <b>work</b> in an office. Water <b>freezes</b> at 0°C.</i>
We use <b>adverbs of frequency</b> and <b>time expressions</b> with the present simple.	<i>Harun Rashid <b>never</b> works <b>on Fridays</b>. They work <b>every Saturday</b>.</i>

**Speaking 5** Work in pairs and introduce yourselves. Use this model to help you.

<p><b>A</b></p> <p>Hi!/Hello./Good morning.</p> <p>I'm ____./My name's ____.</p> <p>What's your ____?</p> <p>Pleased to meet you.</p> <p>Where are you ____?</p> <p>I'm from ____.</p>		<p><b>B</b></p> <p>Hi!/Hello./Good morning.</p> <p>I'm ____./My name's ____.</p> <p>I'm from ____ . And you?</p>
--	--	--


## Finding out more

- Listening 1**  **03** Listen and repeat the letters of the alphabet.



### The alphabet

A, H, J, K  
 B, C, D, E, G, P, T, V, Z (American English)  
 F, L, M, N, S, X, Z (British English)  
 I, Y  
 O  
 Q, U, W  
 R

- 2**  **04** Listen and write the surnames you hear.

- 1 Robert \_\_\_\_\_
- 2 Carlos \_\_\_\_\_
- 3 Sasha \_\_\_\_\_

- Speaking 3** Work in pairs. Student A look at the information on this page. Student B look at the information on page 68.

### Student A

Read the letters to Student B. Write the letters Student B says. What do the letters mean?

HVAC    rpm    AC    JCB

HVAC = heating, ventilation and air conditioning  
 rpm = revolutions per minute  
 AC = alternating current  
 JCB = JC Bamford Excavators Limited (a construction equipment manufacturer)

- 4** Practise this conversation with your classmates. Write the names.

**A**

What's your name?

How do you spell that?

Thank you.

**B**

Jun Takahashi.

My first name is Jun – J-U-N.

My family name is Takahashi –  
 T-A-K-A-H-A-S-H-I.

**Listening 5**  05 Listen to three conversations. Write the jobs you hear for each person 1–8.

- |                |                  |
|----------------|------------------|
| 1 Ahmed: _____ | 5 Rob: _____     |
| 2 Tariq: _____ | 6 Pierre: _____  |
| 3 Jacek: _____ | 7 Kim: _____     |
| 4 Luis: _____  | 8 Antonio: _____ |

**Language**

**Wh- questions**

*Wh-* questions begin with a question word (e.g. *What, Where, How*).

We use <b>what</b> when we want to know about something.	<b>What's your name?</b> <b>What do you do?</b>
We use <b>where</b> to ask about places.	<b>Where do you work?</b>
We use <b>how</b> to ask about the way to do something.	<b>How do you spell that?</b>

**Questions with be**

We reverse the order of the verb <i>be</i> to form a question.	<b>He is on site today. → Is he on site today?</b>
--	--

**6** Read the three conversations in audio script 5 on page 72 and underline the questions in the conversations.

**7** Complete these sentences with *What, Where* or *How*.




- |                         |                       |
|-------------------------|-----------------------|
| 1 _____ do you live?    | 5 _____ time is it?   |
| 2 _____ do you do?      | 6 _____ old are you?  |
| 3 _____ are you?        | 7 _____ is the site?  |
| 4 _____'s your address? | 8 _____ are you from? |

**8** Put the words in 1–6 in the correct order to make questions. Then match the questions to answers a–f.

- 1  what / he / do / does / ?
- 2  can / you / help / I / ?
- 3  how / spell / you / that / do / ?
- 4  where / work / you / do / ?
- 5  what / you / do / do / ?
- 6  are / the / manager / site / you / ?

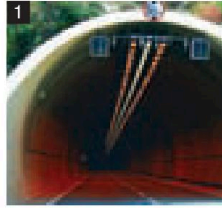
- a) He's a crane operator.
- b) I'm a plumber.
- c) On a building site.
- d) C-H-E-S-T-E-R-T-O-N-S.
- e) I'm looking for Kim.
- f) Yes, I am.

**Speaking 9** Work in pairs. Take turns to ask and answer questions about the people in 5.

- |                   |   |                       |
|-------------------|---|-----------------------|
| <b>A</b>          |   | <b>B</b>              |
| What does Kim do? |  | She's a site manager. |
| What about Tariq? |  | Tariq is a ... .      |
| OK. Your turn.    |  |                       |

# The construction industry

**Listening 1**  **06** Listen and write the missing letters.




t \_ n n \_ l




r \_ \_ d



b r \_ d \_ \_




h \_ \_ s \_




s \_ h \_ \_ l




\_ o s p \_ t \_ l



a \_ a \_ t m \_ \_ t



o \_ f i c \_ b \_ o \_ k

**2**  **07** Listen and write the types of construction you hear.

1 \_\_\_\_\_

4 \_\_\_\_\_

2 \_\_\_\_\_

5 \_\_\_\_\_

3 \_\_\_\_\_

6 \_\_\_\_\_

**Speaking 3** Choose a role card. Introduce yourself to other students. Use the model below to help you.

**1** Name: Kasia Katolsky  
Job: building inspector  
Typical projects: factories, schools  
From: Katowice, Poland

**2** Name: Thomas Smith  
Job: roofer  
Typical projects: residential projects (houses, apartments)  
From: Toronto, Canada

**3** Name: Mohamed bin Ali  
Job: site manager  
Typical projects: hospitals  
From: Dubai, United Arab Emirates (UAE)

**4** Name: Park Ji-Wung  
Job: crane operator  
Typical projects: bridges, flyovers  
From: Seoul, Korea

**A**  
Hi! I'm \_\_\_\_\_ ./  
My name's \_\_\_\_\_ .

What do you do?

What types of construction do you work on?

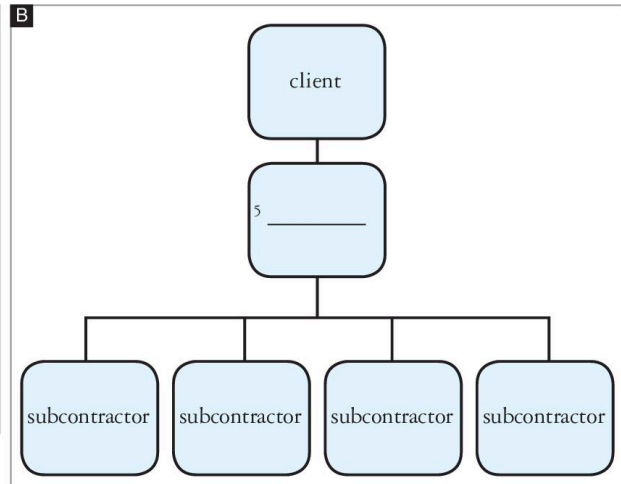
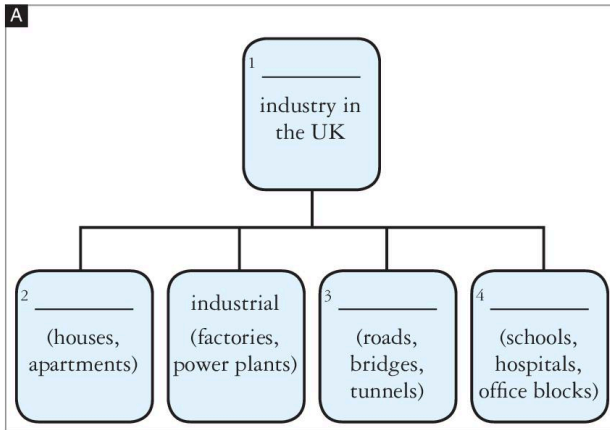
Where are you from?

**B**  
Hi! I'm Raja Anand./My name's Raja Anand.  
I'm a general contractor.  
We build apartment blocks.  
I'm from Mumbai, India.



**Reading 4** Read this text and complete charts A and B.

The construction industry in the UK consists of four different sectors. The residential sector deals with houses and apartments. The industrial sector deals with big projects like factories and power plants. The infrastructure sector is for projects like roads, bridges and tunnels. The commercial sector is for things like schools, hospitals and office blocks. The client pays for the project and hires general contractors to deal with subcontractors, equipment and materials.



**Vocabulary 5** Work in pairs. Take turns to draw different types of construction and say what they are.

**6** Complete these sentences with the verbs in the box.

are consists of deal with hires pays for

- 1 The general contractor \_\_\_\_\_ subcontractors.
- 2 General contractors \_\_\_\_\_ subcontractors, equipment and materials.
- 3 The team \_\_\_\_\_ a site manager, three roofers and a plumber.
- 4 Roads, bridges and tunnels \_\_\_\_\_ infrastructure sector projects.
- 5 The client \_\_\_\_\_ the project.

**Language**

**Plurals**

We add **-s**, **-es**, or **-ies** to make a noun **plural**.


*apartment* → *apartments*  
*box* → *boxes*  
*factory* → *factories*

**7** Read the text in 4 again and underline the plurals.

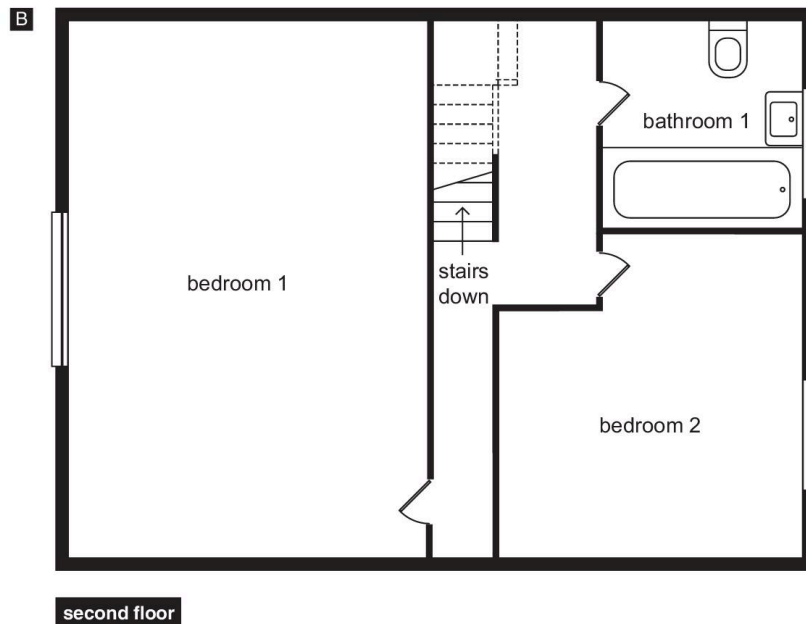
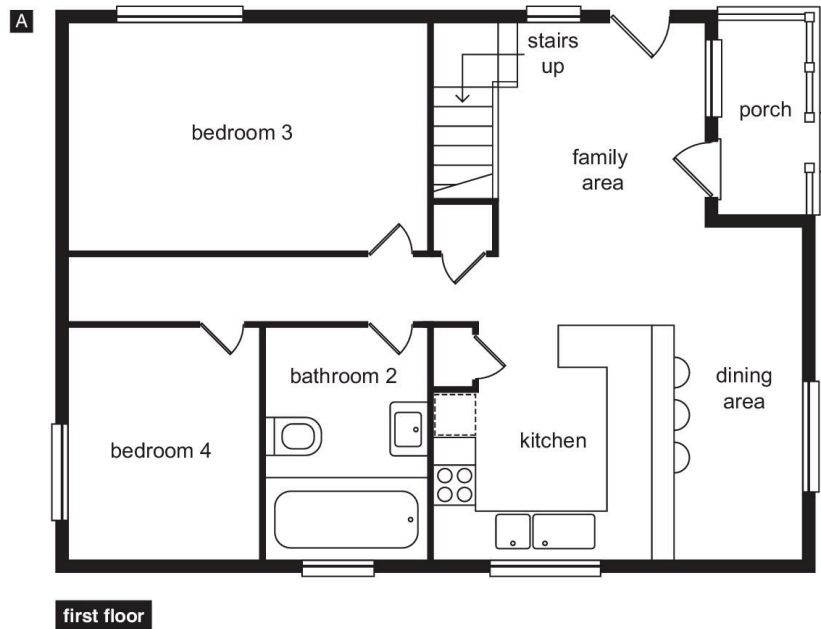
**Speaking 8** Work in groups. Think about the construction industry in your area. List examples of the following.

- |                               |                                  |
|-------------------------------|----------------------------------|
| 1 clients                     | 5 infrastructure sector projects |
| 2 general contractors         | 6 commercial sector projects     |
| 3 subcontractors              | 7 industrial sector projects     |
| 4 residential sector projects |                                  |

# Parts of a house

**Listening 1**  08 Look at house plans A and B. Then listen. Does the speaker describe the house correctly?

first floor (American English) = ground floor (British English)



**Speaking 2** Work in pairs. Draw a simple house plan and label it. Show it to your partner and ask and answer questions about it. Then repeat with a new partner.

A: *What's this?*

B: *This is a bathroom.*

A: *And this?*

B: *This is the first floor. And this is the second floor.*

# Review

**Writing** 1 Complete these sentences with information about yourself.

- 1 My name's ...
- 2 I'm an ...
- 3 I live in ...
- 4 I come from ...

2 Match these questions to your answers in 1.

- a) Where are you from?
- b) What do you do?
- c) What's your name?
- d) Where do you live?

3 Write four things a general contractor does. Use the correct form of the verbs in the box.

deal with   hire   organise   visit

4 Write four things you do in your job. If you don't work, choose a job from the unit.

**Vocabulary** 5 Complete these sentences.

- 1 The \_\_\_\_\_ industry consists of four sectors.
- 2 The \_\_\_\_\_ sector deals with houses and apartments.
- 3 The \_\_\_\_\_ sector deals with roads, bridges and tunnels.
- 4 The \_\_\_\_\_ sector deals with schools, hospitals and office blocks.
- 5 The \_\_\_\_\_ sector deals with factories and power plants.

6 Write five examples of the following.

- 1 jobs in the construction industry
- 2 types of construction
- 3 parts of a house

7 Complete this text with the words and phrases in the box.

about a project   a new office block   architect   residential area  
subcontractor   supplier

Today I have three meetings. First, I have a meeting (1) \_\_\_\_\_ with a client and a(n) (2) \_\_\_\_\_ in Bulaq. The project is an apartment block in a(n) (3) \_\_\_\_\_. I have a lot of experience with apartment blocks, but not in this part of Cairo. After lunch, I have a meeting with a new (4) \_\_\_\_\_ on a construction site in Al Nasr Road. This meeting is about labourers and equipment for (5) \_\_\_\_\_. In the evening, I have a meeting with a(n) (6) \_\_\_\_\_ to discuss materials for a construction site in Tura. It's a busy day as always!

8 What do the following letters mean?

- |              |             |
|--------------|-------------|
| 1 HVAC _____ | 5 kg _____  |
| 2 AC _____   | 6 POL _____ |
| 3 PPE _____  | 7 cm _____  |
| 4 HV _____   | 8 rpm _____ |