



# English Code 2

Activity Book





# Contents

<b>Welcome!</b>	p. 6
<b>1 Out and about!</b>	p. 10
<b>2 Day and night</b>	p. 22
<b>Checkpoint 1</b>	p. 34
<b>Culture 1</b>	p. 35
<b>3 Lost and found</b>	p. 36
<b>4 At the gallery</b>	p. 48
<b>Checkpoint 2</b>	p. 60
<b>Culture 2</b>	p. 61
<b>5 Come in!</b>	p. 62
<b>6 Sports Day</b>	p. 74
<b>Checkpoint 3</b>	p. 86
<b>Culture 3</b>	p. 87
<b>7 Our home!</b>	p. 88
<b>8 Our world</b>	p. 100
<b>Checkpoint 4</b>	p. 112
<b>Culture 4</b>	p. 113
<b>Story book cut-outs</b>	p. 115



# OUR WORLD

## INTRO:

Here we stand: children of every age,  
This is our world and the world's our stage.  
We can laugh, we can cry – we can float, we can fly,  
We can dance, we can sing – we can do almost anything  
in *OUR* world ... our *beautiful* world.

## VERSE 1:

Some of us are small; some of us are tall,  
Some of us are shy; some say hi to everybody,  
Some of us like numbers; some of us love words,  
Some of us watch football, and some of us watch the birds!

## (CHORUS)

**This is our world** ... we're different but the same.  
We live and learn together – we get to know each other ...  
in *OUR* world ... our *beautiful* world.

## VERSE 2:

Some of us like music; some of us like cars,  
Some of us draw pictures, looking at the stars,  
Some of us are scientists, trying to find the code,  
All of us can help a friend and give a hand to hold.

**This is our world** – there's room for everyone.  
We learn to live together, and we have a lot of fun ...  
In *our* world ... in *our* world ... in our beautiful world!



# Progress Chart



You did it!





Congratulations!





Unit 8





Unit 7





Unit 6





Unit 5





Unit 4





Unit 3



Unit 2



Unit 1



Creativity

Collaboration





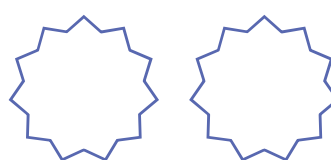
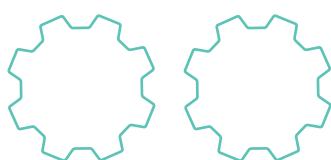

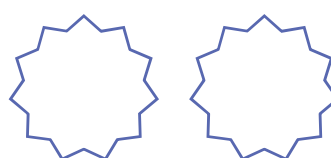
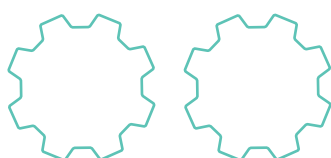

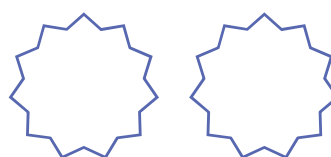
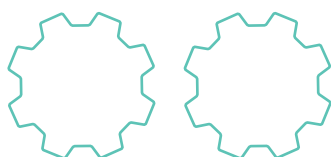

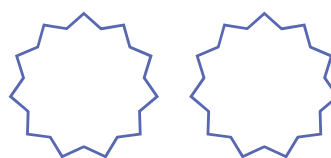
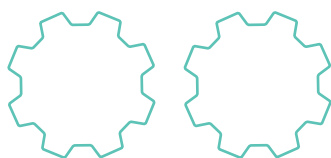

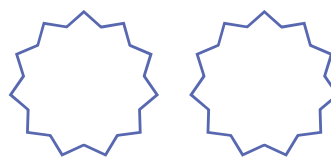
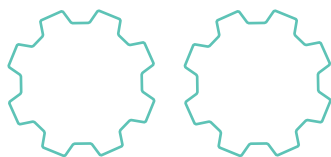

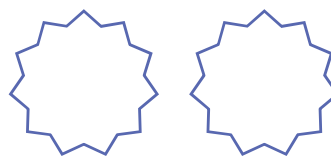
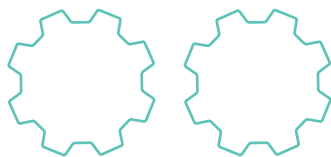

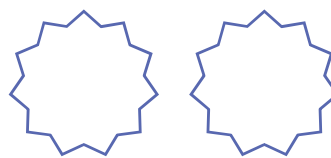
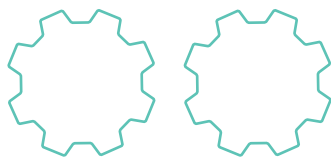

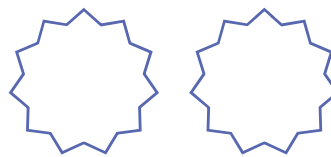
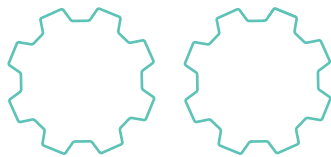

Well done!



Fantastic!



Super!



Critical Thinking

Coding

Communication



# Welcome!

How can I talk about myself?

**1**  Look, read and match.

- 1 I climb. \_\_\_\_\_
- 2 I swim. \_\_\_\_\_
- 3 I draw. \_\_\_\_\_
- 4 I sing. \_\_\_\_\_
- 5 I read. \_\_\_\_\_

a



b



c



d



e



**2** Which day is next? Write.

## CODE CRACKER

- 1 Wednesday, Thursday, \_\_\_\_\_
- 2 Saturday, Sunday, \_\_\_\_\_
- 3 Thursday, Friday, \_\_\_\_\_
- 4 Sunday, Monday, \_\_\_\_\_
- 5 Monday, Tuesday, \_\_\_\_\_
- 6 Friday, Saturday, \_\_\_\_\_
- 7 Tuesday, Wednesday, \_\_\_\_\_

**3**  Listen and circle.



Good morning, children / girls and boys !

How are you? It's Thursday / Monday today!

We're at school and we can draw / sing .

And read and write / swim and play!

# Months and seasons

I will learn months and seasons words.

## VOCABULARY

**1** Choose and write the seasons. Then write the months.

autumn spring  
summer winter

April August December February January July  
June March May November October September



**2** Write the months.

**MATHS  
ZONE**

- 1 07 July
- 2 03 \_\_\_\_\_
- 3 10 \_\_\_\_\_
- 4 02 \_\_\_\_\_
- 5 11 \_\_\_\_\_
- 6 01 \_\_\_\_\_

**QUIZ!**

How many months start with ...

J?  M?  A?

**3** Write and draw. Then ask and answer.

My favourite season is \_\_\_\_\_.

What's your favourite season?

Summer!

**I can** use months and seasons words.



# Language lab 1

GRAMMAR: I'M / I AM

I will talk about how old I am using I am ... / You are ... / He is ...

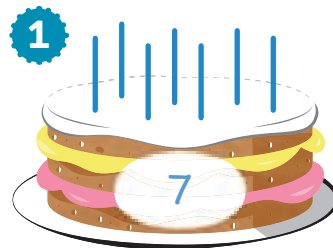
## 1 Write the apostrophe (').

- 1 I ' m
- 2 Y o u r e
- 3 H e s
- 4 S h e s
- 5 I t s
- 6 W e r e
- 7 T h e y r e


## 2 Read and write.

- 1 I am eight. I'm 8.
- 2 I am seven. \_\_\_\_\_
- 3 You are nine. \_\_\_\_\_
- 4 He is three. \_\_\_\_\_
- 5 She is six. \_\_\_\_\_
- 6 It is ten. \_\_\_\_\_
- 7 We are five. \_\_\_\_\_
- 8 They are two. \_\_\_\_\_

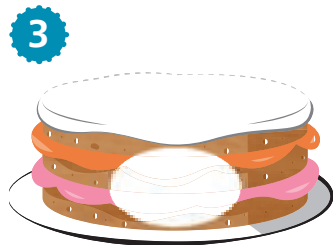
## 3 Listen and write the number. Draw the candles. Then write am, is or are.



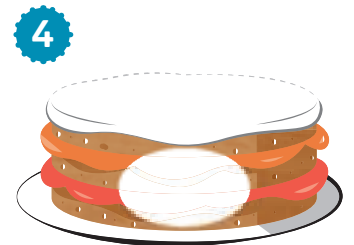
I am  
seven



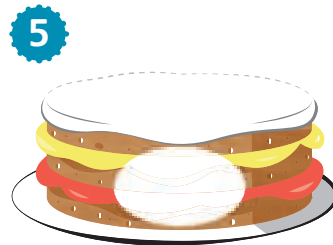
You \_\_\_\_\_  
\_\_\_\_\_



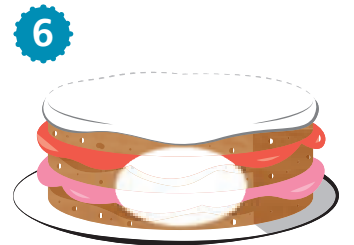
He \_\_\_\_\_  
\_\_\_\_\_



She \_\_\_\_\_  
\_\_\_\_\_



We \_\_\_\_\_  
\_\_\_\_\_



They \_\_\_\_\_  
\_\_\_\_\_





# Story lab

READING

I will read a story and learn to introduce myself.


## Nice to meet you!

**1**  Make your story book. → page 115

- 1 Order and write the page numbers.
- 2 Complete the story.
- 3 Draw a cover.
- 4 Complete the story review.

**2** Choose and complete.

are eight I'm name teacher your



**3** Circle and match.



- He's / She's Leo.
- He's / She's Anna.
- He's / She's Miss Kelly.
- He's / She's Tom.

I can read a story and learn to introduce myself.



# 1

# Out and about!

How can I create a town guide?

**1**  Look, match and circle.



castle / café


swimming pool / café

castle / swimming pool

**2** Circle the odd one out.

**CODE CRACKER**

1 café



2 swimming pool



3 castle



**3**  Listen to the song. Number the words in order.

school  shops  pool  castle

# Where are they?

## VOCABULARY

I will learn town words.

### 1 Label the pictures.



### 2 Unscramble the words.


- |           |       |                  |       |
|-----------|-------|------------------|-------|
| 1 féac    | _____ | 2 tclase         | _____ |
| 3 marf    | _____ | 4 suhoe          | _____ |
| 5 yabrilr | _____ | 6 usemum         | _____ |
| 7 kapr    | _____ | 8 unlapydrog     | _____ |
| 9 erriv   | _____ | 10 coolsh        | _____ |
| 11 oshp   | _____ | 12 wingsmim loop | _____ |

### EXTRA VOCABULARY

### 3 Listen, point and say. Then match.



I can use town words.



# Language lab 1

GRAMMAR 1: LIKE / DON'T LIKE

*I will talk about town words using like / don't like.*

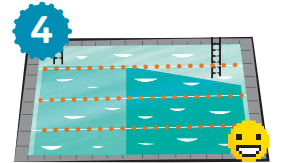
## 1 Look, read and match.



- She doesn't like cafés.
- He likes museums.
- He doesn't like farms.
- She likes school.

## 2 Circle and write likes or doesn't like.

- 1 He / She \_\_\_\_\_ libraries. (Tom)
- 2 He / She \_\_\_\_\_ castles. (Monica)
- 3 He / She \_\_\_\_\_ shops. (Kate)
- 4 He / She \_\_\_\_\_ swimming pools. (Mark)



## 3 Look, listen and tick .

1 Ben



- a
- b

2 Carla



- a
- b

3 Sam



- a
- b

4 Jenny



- a
- b

## 4 Read and write . or ? Then circle.

- 1 Does Ben like school \_\_\_\_\_ Yes, he does. / No, he doesn't.
- 2 Carla doesn't like the castle \_\_\_\_\_ True / False
- 3 Sam likes the river \_\_\_\_\_ True / False
- 4 Does Jenny like the café \_\_\_\_\_ Yes, she does. / No, she doesn't.

## 5 Draw 😊 or 😞 for you. Then choose and write.

Yes, I do. No, I don't. like don't like



Do you like libraries?

\_\_\_\_\_

I \_\_\_\_\_ libraries.



Do you like school?

\_\_\_\_\_

I \_\_\_\_\_ school.



Do you like shops?

\_\_\_\_\_

I \_\_\_\_\_ shops.

## 6 Make. Then show and tell.



I like cats  
and cars!

I don't like frogs  
and pears!



I can

talk about town words using like / don't like.



# Story lab

READING

I will read a story about a town.

## A special day

**1**  Make your story book. → page 117

- 1 Order and write the page numbers.
- 2 Complete the story.
- 3 Draw a cover.
- 4 Complete the story review.

**2** Order and write.

like castle! the I

1

a We've cake! big got

2

know! don't I

3

Town! birthday, Happy Castle

4

**3** Choose and colour. Then write and say.


black blue brown green orange  
pink purple red yellow

What colour  
is your  
castle?

My castle is



## 4 Read and match.



You're welcome!

I don't know!

We're here, Miss Kelly!

## 5 Count and write numbers and words.

**MATHS ZONE**

How many?


1 red balloons  
 \_\_\_\_\_

2 yellow balloons  
 \_\_\_\_\_

3 blue balloons  
 \_\_\_\_\_

4 white balloons  
 \_\_\_\_\_

**TOTAL**  
 \_\_\_\_\_



**I can** read a story about a town.



# Phonics lab

A AND E

I will learn the a and e sounds.

1 Circle six words.

cappegbagmatwetten

2 Write a or e. Then look and match.

1 c \_\_\_ p

2 p \_\_\_ g

3 b \_\_\_ g

4 m \_\_\_ t

5 w \_\_\_ t

6 t \_\_\_ n



3  Read, listen and circle.

1 mat / wet

2 cap / ten

3 peg / cap

4 mat / peg

5 bag / wet

6 bag / ten





# Experiment lab

ENGINEERING: HOW TO BUILD A HOUSE

I will learn about building materials.

## 1 Match, choose and write.



bricks cement steel wood

\_\_\_\_\_

\_\_\_\_\_




\_\_\_\_\_

\_\_\_\_\_

## 2 How many bricks do you need? Draw and write.

**MATHS ZONE**

1



I need \_\_\_\_\_ bricks.

2



I need \_\_\_\_\_ bricks.

## EXPERIMENT TIME

### Report

1 Draw a tower.



2 Read and circle for you.

My tower is made of **cups** / **clay** / **spaghetti** / **card**.

My tower is **strong** / **not strong**!

**I know** about building materials.



# Language lab 2

GRAMMAR 2: THERE IS / THERE ARE

I will describe places using **there is / there are.**

## 1 Read and draw.

I like this village! There's a castle! There are three houses and four shops. There's a museum and there are two rivers!



## 2 Look and say.

There are 10 shops.

Picture b!



## 3 Circle and write about Picture b.

There's    There are    houses    library

1 There's / There are a pool.

2 There's / There are ten shops.

3 There's / There are a farm.

4 \_\_\_\_\_ two cafés.

5 There's a \_\_\_\_\_.

6 \_\_\_\_\_ five \_\_\_\_\_.




# Let's play!

## COMMUNICATION

I will talk about games.

**1**  Look, listen and number.



**2** Read and match. Then circle game a, b or c.

**1** There are a lot of horses and a farm!

Me too!

I like it.

a b c

**2** It's great! Let's make the castle.

Good idea.

a b c

**3** Let's play this game. There's a park.

This is my favourite!

Oh, look! There's a river, too.


a b c

**3**  Talk about this game with a partner.

café castle farm  
house library  
museum park  
playground river  
school shop  
swimming pool



**I can** talk about games.



# PROJECT AND REVIEW UNIT 1

Make a town guide

Project report

**1** Tick  or cross  and write for your town guide.

	Photo	Drawing	Writing
My school			
My house			
A museum			
A river			
A farm			
_____			

**2** Choose, complete and circle for your town.

castle(s) farm(s) house(s) museum(s) school(s) shop(s)

- 1 There's a \_\_\_\_\_. I like / don't like the \_\_\_\_\_.
- 2 There's a \_\_\_\_\_. I like / don't like the \_\_\_\_\_.
- 3 There are \_\_\_\_\_. I like / don't like the \_\_\_\_\_.

**3**  Ask and answer about your partner's favourite place.



What's your favourite place in town?



There is / There are ... . I like the ... .



I'm Donny. This is my town.



# 4 Look at the photos. Read and tick T (True) or F (False).



- 1 There's a farm.
- 2 There are four houses.
- 3 There isn't a swimming pool.
- 4 There are two museums.
- 5 There aren't any shops.

T	F
<input type="checkbox"/>	<input type="checkbox"/>
<input type="checkbox"/>	<input type="checkbox"/>
<input type="checkbox"/>	<input type="checkbox"/>
<input type="checkbox"/>	<input type="checkbox"/>
<input type="checkbox"/>	<input type="checkbox"/>

# 6 Now talk to a partner about Donny's town.

Do you like the museum?



# 5 Read, listen and circle.

- 1 Donny **likes** / **doesn't like** the museum.
- 2 He **likes** / **doesn't like** the castle.
- 3 He **likes** / **doesn't like** the cafés.