

A pink dashed line starts from the left edge, forms a small circle, and then extends horizontally towards the text.

English Code 3

Activity Book





Contents

	Welcome!	p. 6
1	Show time!	p. 10
2	Frozen	p. 22
	Checkpoint 1	p. 34
	Culture 1	p. 35
3	Celebrations!	p. 36
4	Blast off!	p. 48
	Checkpoint 2	p. 60
	Culture 2	p. 61
5	Holiday time!	p. 62
6	Let's shop!	p. 74
	Checkpoint 3	p. 86
	Culture 3	p. 87
7	Eco warriors!	p. 88
8	Let's work!	p. 100
	Checkpoint 4	p. 112
	Culture 4	p. 113
	Story book cut-outs	p. 115



OUR WORLD

INTRO:

Here we stand: children of every age,
This is our world and the world's our stage.
We can laugh, we can cry – we can float, we can fly,
We can dance, we can sing – we can do almost anything
in *OUR* world ... our *beautiful* world.

VERSE 1:

Some of us are small; some of us are tall,
Some of us are shy; some say hi to everybody,
Some of us like numbers; some of us love words,
Some of us watch football, and some of us watch the birds!

(CHORUS)

This is our world ... we're different but the same.
We live and learn together – we get to know each other ...
in *OUR* world ... our *beautiful* world.

VERSE 2:

Some of us like music; some of us like cars,
Some of us draw pictures, looking at the stars,
Some of us are scientists, trying to find the code,
All of us can help a friend and give a hand to hold.

This is our world – there's room for everyone.
We learn to live together, and we have a lot of fun ...
In *our* world ... in *our* world ... in our *beautiful* world!

Progress Chart



	You did it!		Congratulations!			
Unit 8						
Unit 7						
Unit 6						
Unit 5						
Unit 4						
Unit 3						
Unit 2						
Unit 1						
	Creativity		Collaboration			



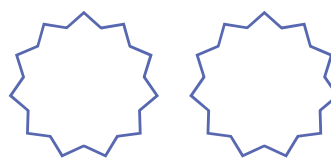
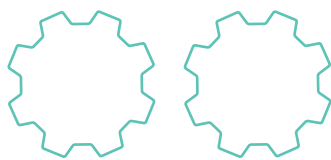

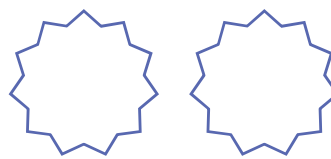
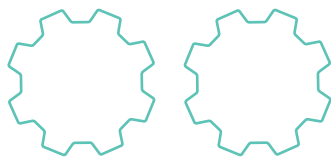

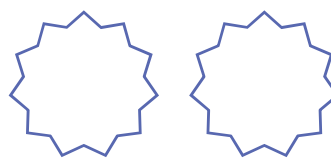
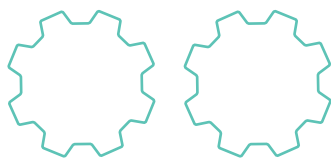

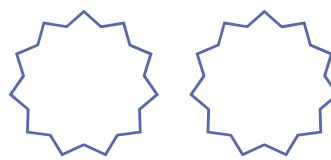
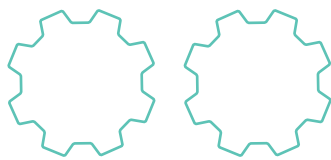

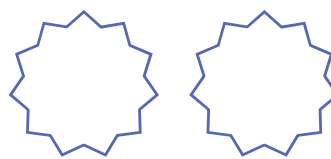
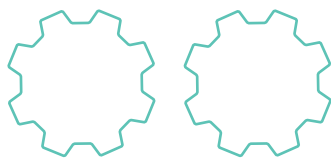

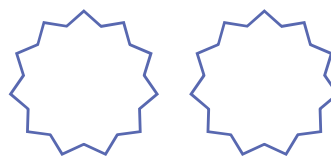
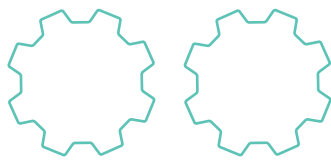

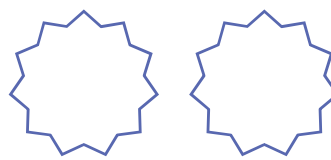
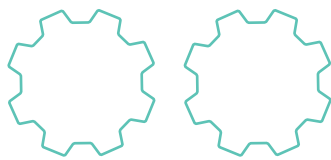

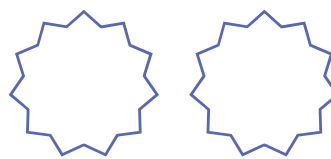
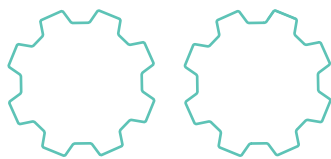

Well done!



Fantastic!



Super!



Critical Thinking

Coding

Communication




Welcome!

How can I find my way around school?

1 Look, read and number.

Art _____
PE _____



Science _____
Maths _____

2 Look at the timetable. Which two days are the same?

CODE CRACKER

Monday	Tuesday	Wednesday	Thursday	Friday

3 Listen and circle.

Come in, sit down; welcome everyone!
It's the end of a long day,
Time to have fun / lunch and play!
Max, Yara and Freddie,

Nadir and Ellie – all ready!
Read, do Maths / Art, do your Maths / Science homework, too.
There's lots to do for me and you!
Welcome everyone!



My school

VOCABULARY

I will learn school subjects and places.

1 Look and write.



1 _____
 2 _____
 3 _____

2 Which is Max's school? Tick .



3 Read and answer. Compare with a partner.

Where do you do it?

What's your favourite subject?

4 Look, listen and write.

English Geography History



1 e o a



2 E i



3 i o

I know

school subjects and places.



School rules

LANGUAGE LAB

I will talk about classroom rules.

1 Write the words in order.

1 eat / in / Don't / class / .

Don't eat in class.

3 late / Don't / be / .

5 books / your / remember / Always / .

2 to / other / each / Listen / .

4 toys / into / class / bring / Don't / .

6 and / hard / fun / Work / have / !

2 Look and write the rules.

MATHS
ZONE

1 *Don't speak in class.*



2



3



4



We've got six rules in Technology, Maths and Science, and four rules in Music, Languages, PE and Art. How many school rules have we got in total? _____



3 Where do you hear these instructions? Write S (School), H (Home) or B (Both).

1 Put your hand up to speak. _____


2 Switch off the TV. _____

3 Have a shower. _____

4 Don't be late. _____

8

I can talk about classroom rules.



Story lab

READING

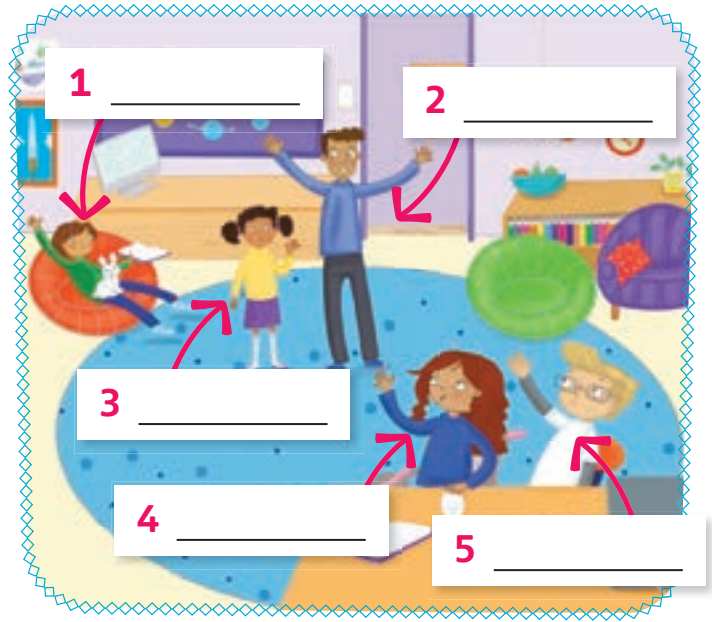
I will read a story and learn about school.

1 Look and label.

Ellie Freddie Max Nadir Yara

2 Read. Circle T (True) or F (False).

- 1 It's Yara's first day at school. T / F
- 2 Ellie loses her jacket. T / F
- 3 It's Tuesday. T / F
- 4 Yara goes to the gym. T / F



3 Complete the instructions from the story. Match. You can use a character more than once.


Don't go Look Put Take

1 _____ so fast!


2 _____ your jacket and your bag here.

3 _____ your jacket off!

4 _____ in the art room.



I can read a story and learn about school.



1 Show time!

How can I make a flip book?










1 Read and match.

- 1 juggle ●
- 2 do magic tricks ●
- 3 play computer games ●



2 Look, read and number.

CODE CRACKER

1	 <input type="checkbox"/>	 <input checked="" type="checkbox"/>	 <input checked="" type="checkbox"/>
2	 <input type="checkbox"/>	 <input checked="" type="checkbox"/>	 <input type="checkbox"/>
3	 <input checked="" type="checkbox"/>	 <input type="checkbox"/>	 <input type="checkbox"/>

Taylor can dance but can't juggle or sing. _____

Lee can't sing or juggle but can play computer games. _____

Riley can juggle and dance but can't do magic tricks. _____

3 Listen and circle.

It's show time, it's show time!

Everyone's on the stage.

There are a lot of children,
Boys and girls of every age.

Can you **act** / **sing**? Can you
dance / **sing**?

You can do anything!


It's show time, it's show time!

Everyone's together.

Fred is doing a magic show,
His tricks are really clever!

Can you **clap your hands** / **spin**
around? Can you **do gymnastics** /
play computer games, too?

Let's put on a show for me and you!



What can we do?

VOCABULARY

I will learn action words.

1 Order the letters and write the words.

- | | | | | | |
|----|------------------|-------|----|----------------|-------|
| 1 | tesp to the ised | _____ | 2 | vuae | _____ |
| 3 | ggulej | _____ | 4 | setp wrsdackba | _____ |
| 5 | do whcalesrt | _____ | 6 | mapst | _____ |
| 7 | ptes worfsdar | _____ | 8 | do ticsnagym | _____ |
| 9 | psin oundar | _____ | 10 | plac | _____ |
| 11 | tac | _____ | 12 | do gicam sktri | _____ |

2 Listen to the children. Tick or cross .

	Juggle	Do magic tricks	Do cartwheels	Act
Shemina				
Justin				
Chen				

3 Do your own class survey. Then ask and answer and record your results.

Can you do gymnastics?

Yes, I can.

EXTRA VOCABULARY


4 Look and write. Then listen and check.



ballet
ballroom dancing
hip-hop
tap dancing

I know

action words.



4  **Make a dancing person. Move it and say.**

What is she doing?

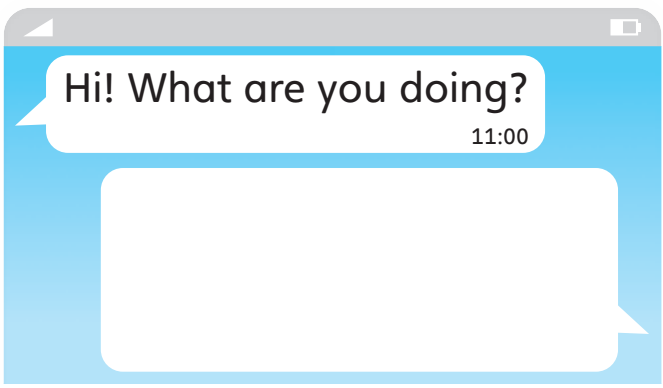
She's stepping backwards.




5  **Listen and tick .**



6 **Imagine it's Saturday at 11 a.m. Write a message saying what you are doing.**



7  **Ask and answer. Find someone who has got the same activity as you.**

Are you playing computer games?

No, I'm not.



I can talk about action words using **be** and **-ing**.



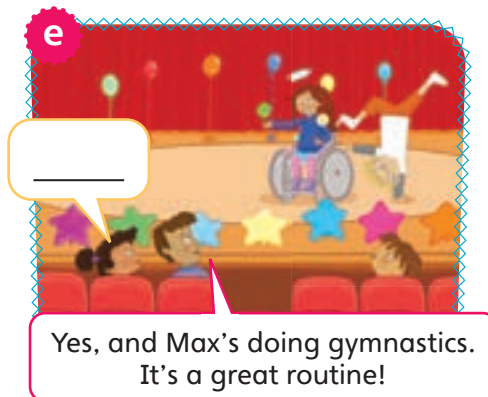
Story lab

READING

I will read a story about a talent show.

TALENT SHOW

1 Complete the sentences. Then match.





- 1 _____ getting ready for the _____ ?
- 2 She _____ computer games. She doesn't like shows.
- 3 Look at Max! He's _____ really well! What _____ you _____ ?
- 4 No, _____. You _____ taking _____ .
- 5 Wow! Yara's _____ well! She _____ dropping anything!
- 6 And Snowball _____ away!


2 Read the story again. Circle T (True) or F (False).


- 1 Ellie doesn't like talent shows. T / F 2 Ellie isn't drawing. T / F
3 Yara is doing gymnastics. T / F 4 Ellie performs her talent. T / F

3 Look at the different endings for the story and complete.



a Freddie is  _____ .
Everyone is  _____ .

Ellie is getting ready. She's nervous.

Ellie, Freddie, Max and Yara are on stage.
They are  _____ .

b Freddie is  _____ .

Oh no! Ellie's tablet isn't working!

Yara, Max and Freddie are  _____ with Ellie. Everyone is clapping and  _____ their feet!

4 Draw one of the frames from 3. Show a partner. Can they guess which one?



5 Think about the story. Answer.


- 1 Whose talent do you like?

- 2 Imagine you are in the show. What's your talent? _____
- 3 Imagine you are going on stage. How do you feel? _____

6 Make your story book.

→ page 115

I can read a story about a talent show.

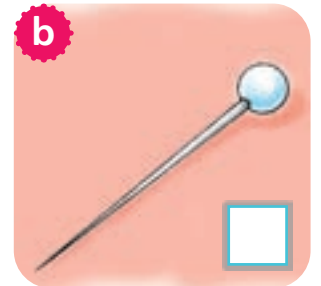




Phonics lab

A, E AND I

I will learn the
a, e and i sounds.

1  Listen and tick . Then say.




2 Choose and write six words. Play *Bingo*!

bin
clap
dance
man
men
pet

<hr/> <hr/> <hr/> <hr/>	<hr/> <hr/> <hr/> <hr/>
-------------------------	-------------------------

sing
snap
spin
step
twin
left

3  Listen and say the tongue twister. Then listen again and write.



Experiment lab

SCIENCE: BONES AND MUSCLES

I will learn about bones and muscles.

1 Read, match and complete.

- 1 She's singing. She's using muscles in her chest and _____ .
- 2 He's sitting up. He's using muscles in his _____ .



2 Read the fun facts and circle. Then listen and check.

There are **26** / **206** / **2600** bones in the human body.



The heart is a **bone** / **muscle**.



Babies / **Adults** have got more bones.



A  /  uses more muscles.

EXPERIMENT TIME

Report

- 1 Think about your experiment. Read and answer.



- 1 Which pose was easy?
- 2 Which pose was difficult?
- 3 Which muscles do you feel when you do the poses?

- 2 Write your report.

Yoga moves

The tree was easy. When I do this pose, I'm using muscles in my ...



I know about bones and muscles.





Language lab 2

GRAMMAR: DESCRIBING ACTIONS

I will describe actions using well / quickly / badly.

1  What's happening now? Listen and tick .



2 Change the words to describe actions. Then say a sentence.

- 1** good _____
- 2** bad _____
- 3** quick _____
- 4** slow _____
- 5** beautiful _____
- 6** backwards _____

3  Play *Two True, One False*.

I dance beautifully. I run quickly. I juggle well.

'I run quickly' is false!

No – try again!



18 **I can** describe actions using well / quickly / badly.



What are we doing?

COMMUNICATION

I will talk about what my friends are doing.

1  Listen and write.

Monday Tuesday Wednesday Thursday










2 Think of your school week. Write what you are doing each day.

Monday	Tuesday	Wednesday	Thursday	Friday
2 p.m.	10 p.m.	11:30 p.m.	1:30 p.m.	12 p.m.
_____	_____	_____	_____	_____
_____	_____	_____	_____	_____

3 Work with a partner. Take turns to say what you are doing. Guess the time and the day.

I can talk about what my friends are doing.



PROJECT AND REVIEW UNIT 1

Make a flip book

Project report

1 What routine is in your flip book? Tick or cross .

Dance

Magic tricks

Other: _____

Gymnastics


Juggling

2 Complete your project report.



He's doing gymnastics.
He's doing a cartwheel very well!

Blank lined area for writing a project report, with a yellow paperclip icon at the top left.

3  Present your flip book to your family and friends.

4 Think about your project and colour.


She's dancing.
She's clapping her hands quickly and stepping to the side.



5 Work with a partner. Look at the frames from the story. Say what's happening. Guess the frame.




They are doing magic tricks. Snowball isn't running away.



Frame 7!

6  Which character is it? Listen, find and write.



7 Read and answer.

- 1 What do you do well? _____
- 2 What do you do badly? _____
- 3 Imagine you can do any talent well. What is it? _____
- 4 What is your favourite dance move? _____

Now go to your Progress Chart on page 4.