



English Code



Starter

Activity Book



Progress Chart









You did it!

Great job!







Fantastic!

Super!





Unit 8







Unit 7









Unit 6









Unit 5









Unit 4






Unit 3



Unit 2



Unit 1



Creativity

Critical thinking

Coding

Communication



Contents

Welcome!	p. 4
1 Birthday fun!	p. 6
2 Mud kitchen	p. 16
Checkpoint 1	p. 26
Culture 1	p. 27
3 Music time!	p. 28
4 At the farm	p. 38
Checkpoint 2	p. 48
Culture 2	p. 49
5 My dinosaur	p. 50
6 A picnic	p. 60
Checkpoint 3	p. 70
Culture 3	p. 71
7 Under the sea	p. 72
8 Let's pretend!	p. 82
Checkpoint 4	p. 92
Culture 4	p. 93




Welcome!

How can I enjoy my first day?

I will learn greetings.


1  Listen and tick . Then say.



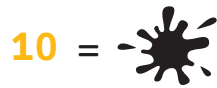
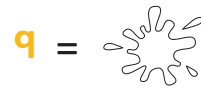
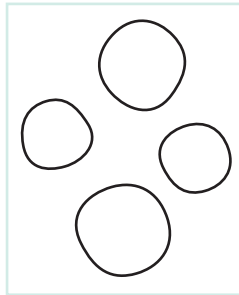
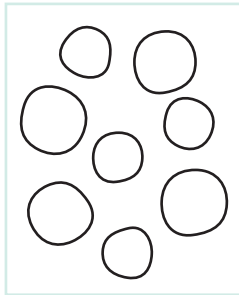
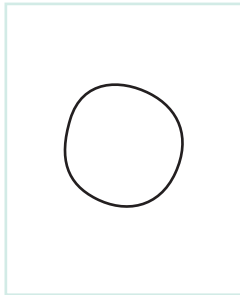
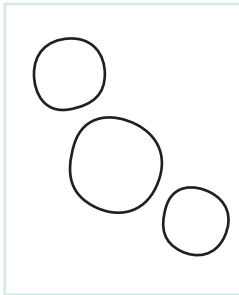

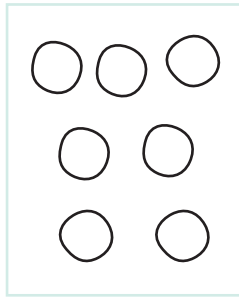
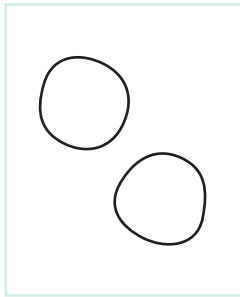

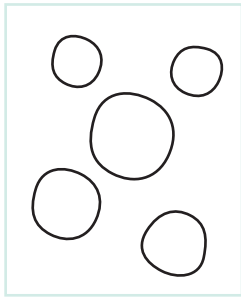
2  Listen and sing. Then number the actions in order.



3  Listen and answer. Then ask and answer with a partner.

4  Look, count and colour.
Then draw the missing dots.

CODE CRACKER 



5  Listen and number in order.



6  Make your own name badge. Then say.

I can use greetings.





1



Birthday fun!



How can I make a birthday card?



I will learn colour and birthday words.



1  Listen and tick .



1 **a**  **b** 

2 **a**  **b** 





3 **a**  **b** 





4 **a**  **b** 


5 **a**  **b** 

6 **a**  **b** 


2  Listen and sing. Number in order.





3  Look. Which items have not got a pair? Circle.

CODE CRACKER 



4 Look and say. Trace.

My picture dictionary!

			
blue	card	balloon	cake

EXTRA VOCABULARY

5  Listen, point and say.



I can use colour and birthday words.



Story lab

ENJOYING A STORY

I will listen to a story about a birthday.

Hello FLUFFY!

1 Remember the story. Number in order.




2  Listen and check your answers.

3 Look and circle the cake from the story.

CODE CRACKER 



4  What do you think happens next in the story? Draw.



Values Take care of pets.

5 Tick or cross .



I can listen to a story about a birthday.



Sound lab


C AND B

I will learn the c and b sounds.

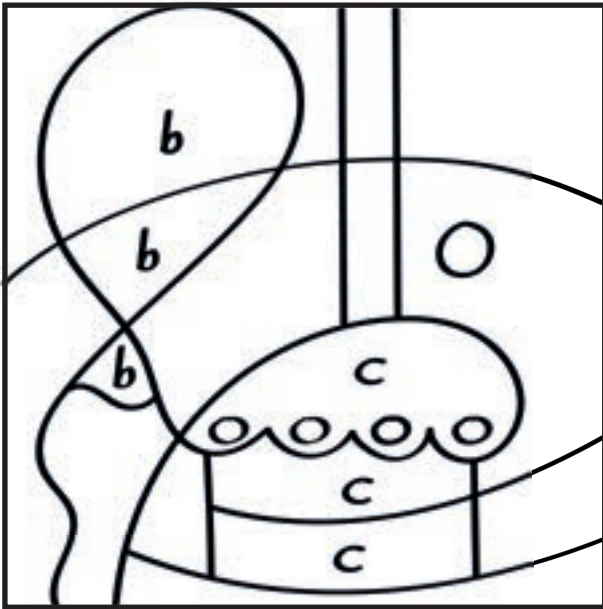
1  Colour and match. Then listen, point and say.

c c c c


b b b b



2 Colour and say.



3  Listen and say.



Experiment lab







SCIENCE: RAINBOWS




I will learn about rainbows.

1 Colour the rainbow. Then say.



2   Look and match. Then listen and point.

1  +  **2**  +  **3**  + 

3  Make a rainbow spinner.

1  **2**  **3** 

I know about rainbows.







What's your favourite colour?

COMMUNICATION

I will ask and answer about favourite colours.

1 Listen and circle *a* or *b*. Then say.



2 What number are the colours? Write.

3 Colour with your favourite colours. Play *Bingo!*

MATHS ZONE

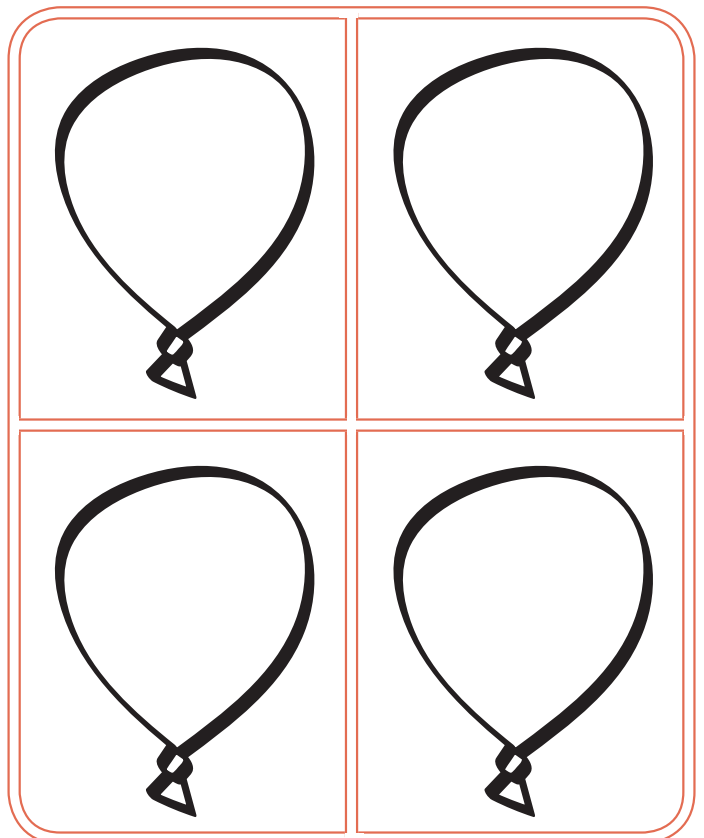
$5 + \text{red} = 6$

$4 + \text{green} = 7$

$6 + \text{blue} = 8$

$\text{red} = \underline{\quad}$ $\text{green} = \underline{\quad}$

$\text{blue} = \underline{\quad}$





4 Listen and number.

a

b

c

5 Colour for you. Then say.


6 Colour the correct number of candles for each colour. Then say.

1x

2x

3x

4x



I can ask and answer about favourite colours.





PROJECT AND REVIEW UNIT 1

Make a birthday card

Project report

1 What colours have you got on your card? Tick .



2  Listen and point. Then complete your project report and draw.



My birthday card for _____

3 Show your card to your family and friends.



1  Listen and draw the candles.



2  Draw and colour for you. Then say.

All about me!



Now go to your Progress Chart on page 2.