



# English Code

# S

Starter









Pupil's Book



# Contents



Unit	Unit aims	Vocabulary	New Language
<b>Welcome!</b> pp. 4–7	<b>How can I enjoy my first day?</b> <ul style="list-style-type: none"> <li>• Learn greetings</li> <li>• Learn number words</li> <li>• Talk about age</li> </ul>	hello, goodbye, teacher, girl, boy, good, <b>Numbers:</b> 1–10	What's your name? I'm ... (+ name) How are you? I'm good.
<b>1 Birthday fun!</b> pp. 8–17	<b>How can I make a birthday card?</b> <ul style="list-style-type: none"> <li>• Use birthday and colour words.</li> <li>• Talk about birthdays.</li> <li>• Talk about favourite colours.</li> </ul>	<b>Colours:</b> red, blue, green, yellow, pink, purple, orange, white, <b>Birthday:</b> balloon, present, card, cake, birthday party, candle	It's ..., Yes / No, It's a/an (colour) (noun)
<b>2 Mud kitchen</b> pp. 18–27	<b>How can I make table items for lunch?</b> <ul style="list-style-type: none"> <li>• Use lunchtime words.</li> <li>• Talk about play kitchens.</li> <li>• Ask for items politely.</li> </ul>	cup, fork, spoon, knife, plate, bowl, table, lunch, mat	This is my ... My cup is (blue)
<b>Checkpoint</b>	<b>Review Units 1–2</b>	<b>pp. 28</b>	
<b>Culture</b>	<b>Lunch on the go</b>	<b>pp. 29</b>	
<b>3 Music time!</b> pp. 30–39	<b>How can I make a musical instrument?</b> <ul style="list-style-type: none"> <li>• Use musical instrument words.</li> <li>• Talk about music.</li> <li>• Talk about musical sounds.</li> </ul>	<b>Music:</b> drum, shaker, triangle, piano, guitar, trumpet sing, dance,	Let's ...
<b>4 At the farm</b> pp. 40–49	<b>How can I make a toy farm?</b> <ul style="list-style-type: none"> <li>• Use farm words.</li> <li>• Talk about farm animals.</li> <li>• Give instructions.</li> </ul>	<b>Farm:</b> sheep, chicken, cow, duck, tractor, fox, bees, egg	There is / are
<b>Checkpoint</b>	<b>Review Units 3–4</b>	<b>pp. 50</b>	
<b>Culture</b>	<b>Animals in music</b>	<b>pp. 51</b>	
<b>5 My dinosaur</b> pp. 52–61	<b>How can I make a dinosaur puzzle?</b> <ul style="list-style-type: none"> <li>• Use dinosaur words.</li> <li>• Talk about dinosaurs.</li> <li>• Give support, and praise.</li> </ul>	<b>Dinosaurs:</b> dinosaur, legs, tail, teeth, wings, spines, horn, lizard	It's got ... It hasn't got
<b>6 A picnic</b> pp. 62–71	<b>How can we have a picnic?</b> <ul style="list-style-type: none"> <li>• Use picnic words.</li> <li>• Talk about picnics.</li> <li>• Give instructions.</li> </ul>	<b>Food:</b> pizza, yoghurt, fruit, sandwiches, chocolate, tomatoes, milk, salad,	I like / don't like
<b>Checkpoint</b>	<b>Review Units 5–6</b>	<b>pp. 72</b>	
<b>Culture</b>	<b>Dinosaurs everywhere</b>	<b>pp. 73</b>	
<b>7 Under the sea</b> pp. 74–83	<b>How can I make a diving game?</b> <ul style="list-style-type: none"> <li>• Use sea animal words.</li> <li>• Talk about sea animals.</li> <li>• Talk about the weather.</li> </ul>	<b>Sea animals:</b> crab, fish, jellyfish, shrimp, shell, starfish, seahorse, shark	Can you see ...? Yes, I can. No, I can't.
<b>8 Let's pretend!</b> pp. 84–93	<b>How can I act out a story?</b> <ul style="list-style-type: none"> <li>• Use fancy dress words.</li> <li>• Talk about pirates' clothes.</li> <li>• Talk about feelings.</li> </ul>	<b>Dressing up:</b> mask, costume, hat, face paint, superhero, pirate, princess, cowgirl	I'm wearing ...
<b>Checkpoint</b>	<b>Review Units 7–8</b>	<b>pp. 94</b>	
<b>Culture</b>	<b>Seaside festivals</b>	<b>pp. 95</b>	

Values	Phonics (sound lab)	STEAM	Communication	Project and Review
Be welcoming.			<b>Communication:</b> How old are you? I'm ... (+ age)	
Take care of pets.	<b>c, b</b> cake, card, balloon, blue	<b>Science:</b> Rainbows <b>Experiment:</b> How can I make a rainbow?	<b>Communication:</b> What's your favourite colour? My favourite colour is ...	Make a birthday card 
Ask politely.	<b>s, p</b> six, seven, pink, purple	<b>Art and design:</b> Pottery <b>Experiment:</b> How can I make a clay bowl?	<b>Communication:</b> Pass me a / the... please. Thank you / Thanks.	Make table items for lunch 
Listen to each other.	<b>t, d</b> door, dance, dog, door, table, teacher,	<b>Science:</b> Sound waves <b>Experiment:</b> How can I make a water xylophone?	<b>Communication:</b> It's noisy / quiet	Make a musical instrument 
Take care of animals.	<b>a, f</b> ant, apple, fox, forest	<b>Science:</b> Food from animals <b>Experiment:</b> How can I make butter?	<b>Communication:</b> Open the (gate / door) / Shut the (gate / door).	Make a toy farm 
Give support.	<b>l, e</b> lizard lunch, leg, egg, elephant, elbow	<b>Science:</b> What dinosaurs eat <b>Experiment:</b> How can I make dinosaur teeth?	<b>Communication:</b> Is it a ...? Yes, well done! / No. Nice try!	Make a dinosaur puzzle 
Learn to share.	<b>y, j</b> yo-yo, jam, jug, yoghurt	<b>Science:</b> Quantities of sugar <b>Experiment:</b> How many spoons of sugar are in my food and drink?	<b>Communication:</b> Wash your hands. / Dry your hands.	Have a picnic 
Wear suitable clothes.	<b>i, u</b> insect, igloo, instruments, umbrella, up,	<b>Science:</b> Animals with shells. <b>Experiment:</b> Can I dissolve a shell?	<b>Communication:</b> It's hot / cold / windy.	Make a diving game 
Compromise.	<b>m, o</b> milk, monkey, mask, orange, ostrich, octopus	<b>Science:</b> Making wool. <b>Experiment:</b> How do I make a funny felt nose?	<b>Communication:</b> I'm happy / sad / bored	Act out a story 

# Welcome!


How can I enjoy my first day?

I will learn greetings.



WELCOME!



# SONG TIME

**1**  Listen, sing along and dance.



**2**   Listen and number. Then say hello.



# How old are you?

COMMUNICATION

I will learn numbers 1-10.

**1**   Listen, point and chant.

1 2 3 4 5 6 7 8 9 10

**Values** Be welcoming.

**2**   Watch. How old are they?



**3** Complete. Then say.



**4**  Play Hopscotch.



**5**   Listen and circle. Then ask and answer.



- 8
- 9
- 10



- 4
- 5
- 6



- 7
- 8
- 9



- 1
- 2
- 3

**6**  Ask and answer. How old are you? Make a poster.






# 1 Birthday fun!

How can I make a birthday card?

I will learn colour and birthday words.

**1**  Look at the picture.  
What can you see?

**2**  Stick the birthday items on the picture.

**3**  Listen, point and repeat.



# SONG TIME

4 Listen and point. Then sing along and dance.



5 Continue the sequence. Say the colours.

## CODE CRACKER

1						
2						
3						
4						

# Story lab

ENJOYING A STORY

I will listen to a story about a birthday.

**1**  Listen to the story.

## Hello **FLUFFY!**



**Values** Take care of pets.

**2** Look and number.







**3** Colour the cake and say.  
Then draw candles.

Colour me!



**4** Paint with bubbles.  
Describe the colours.



**5** Act out the story  
in groups.



# Sound lab

C AND B

I will learn the c and b sounds.

**1**  Listen, point and repeat.



**2**  Listen, point and repeat. Listen and follow. Say the sounds.



**3**  Play *Balloon sounds*.



**4**  Make a cake letter. Say the sound.



# Experiment lab

SCIENCE: RAINBOWS

I will learn about rainbows.



**1**  Listen and point.




Watch a video about rainbows.



**2** Tick the things you need for a rainbow.



**3**  Look at the rainbows in **1**. Say the colours with your partner.

## EXPERIMENT TIME

How can I make a rainbow?




# What's your favourite colour?

COMMUNICATION

I will ask and answer about favourite colours.

**1** Colour by number. Then say.





**2** Watch. Colour the balloons.








**3**  Listen and match.











**4** Ask and answer. Draw your partner and colour.

**CODE CRACKER** 

		
---	---	---

**5** Ask and answer. Complete the chart. Then say the numbers.

**MATHS ZONE**

# PROJECT AND REVIEW

Make a birthday card

## Step 1

### Research



Research favourite colours.



What's my friend's favourite colour?



## Step 2

### Plan



Choose colours to use.



Which colours can I use?



# Step 3

## Create

Scratch your card.

What can I draw?



Learn how to sing *Happy Birthday*.



# Step 4

## Show and tell

Ask and answer.



## Now I can ...

... use birthday and colour words.

... talk about birthdays.

... talk about favourite colours.