



Music is the answer.



Look at the photo and discuss the questions.

- 1 What is the boy doing?
- 2 What other musical instruments can you name?
- 3 Can you play an instrument?

STARTER

All about me

READING

read online posts about people's favourite objects

LISTENING

listen to people talking about going back to school after the summer

SPEAKING

ask and answer questions about you

WRITING

write about your favourite objects

Power up

1 Work in groups. Look at the photos. How many of the objects can you name? Do you have any objects like these ones?



Read on

- 2 Work in pairs. Read the introduction to the website below and look at the people. Which five objects in Ex 1 do you think belong to each person? Why do you think the objects are important to the people?

My life in five objects

Which objects tell the story of your life? Choose your top five objects and tell us why they are important to you.

Dale

My first object is my bike helmet. I go everywhere on my bike, and I never forget to put my helmet on! Next, this games controller is really important to me. I love games and I play a lot with my friends. This old coin isn't real. I bought it in a museum shop after a trip to a museum. I like learning about the past. Last year I was at a music festival with my uncle. It was amazing! That's when I got this T-shirt. Finally, this old electric guitar was my dad's. I play it now and when I use it, I think about my dad when he was young.



Greta

I can't live without my mobile phone, so that's my first object. I need it to message my friends. Next, this is a pencil case from my visit to the NASA space museum when I was six. I'm really interested in science and space. My third object is this body board because I use it every summer when I go to the sea with my family - great fun! I love swimming, and this cup is from a competition last year. I was so happy! Finally, these are my friendship bracelets - my friends are the most important thing in my life!



- 3 Read the posts in Ex 2 quickly and check your ideas. How many did you guess correctly?

- 4 Read the posts again. Answer the questions.

Which person:

uses something that belonged to a family member?

Dale. He has his dad's electric guitar.

- 1 has something that makes them think about holidays?
- 2 says they wear one of their objects a lot?
- 3 talks about doing an activity with friends?
- 4 has an object from when they were young?
- 5 has an object that they won?

- 5 Read another post from the website. Choose the correct words to complete it.

Jamie

¹This / ^{These} are the first football boots I had, when I ²am / ^{was} eight years old. Football's still my favourite sport! Next is a photo with some friends. We ³was / ^{were} all so happy to be at the theme park together! My skateboard is really important to me. ⁴My / ^{Me} dad bought it for ⁵me / ^{my} and I ⁶am / ^{was} quite good on it now! ⁷This / ^{Those} long object is a slide rule. You can use it like a calculator. It was my granddad's when ⁸he / ^{him} was at school. I've got some of ⁹his / ^{him} old maths books too - ¹⁰they / ^{their} look really difficult! My last object is a piece of moon rock. Can you believe it's really from the moon?

- 6 Think of five objects that are important to you. Make notes in the table. Then work in groups and compare your ideas. Who has similar objects to you?

object	why it is important
--------	---------------------



Listen up

7 Which photo describes how you feel about going back to school after the summer?



8 S.1 Listen to three people talking about going back to school after the summer. Match the people (1-3) with the photos in Ex 7 (A-C).

9 S.2 Complete the sentences with 'can' or 'can't'. Listen again and check your answers.

- 1 It's strange because in the holidays I get up early every day.
- 2 I wake up in the morning and I just want to sleep when I get home.
- 3 In the holidays I play computer games all day.
- 4 When school starts, I play during the day.
- 5 I see my friends every day.
- 6 I learn interesting things.

10 Write three sentences about things you can and can't do at school and in the holidays.

11 Work in groups and compare your sentences from Ex 10. Which of your partners' sentences are also true for you?

12 Work in pairs. Choose the correct words to complete the tips. Add one more tip.

Speak up

13 Match 1-8 with A-H to make questions.

- | | |
|------------------------|-------------------------------|
| 1 What's your | A forward to this year? |
| 2 Where do you | B travel to school? |
| 3 How old | C name? |
| 4 Who do you | D important to you? Why? |
| 5 How do you usually | E live? |
| 6 How do you feel | F are you? |
| 7 What objects are | G about being back at school? |
| 8 What are you looking | H live with? |

14 Work in pairs. Ask and answer the questions in Ex 13.

Write on

15 You are going to write a post for the website in Ex 2. Look at your ideas in Ex 6 again. Can you improve them?

16 Complete the language box with these headings.

- A saying why it's important to you
- B introducing each object
- C saying where it came from

Got the back-to-school blues?

These tips will help you feel better about going back to school.

- ▶ ¹Forget / Forgetting the bus and ²find / finds a new, fun way to travel to school.
- ▶ ³Not try / Don't try to escape. It might sound like a good idea, but isn't possible.
- ▶ ⁴Get / You get lots of sleep. But at home, not at school!
- ▶ ⁵Have / Has a party to get to know your new friends. But ⁶don't forget / don't to forget to tell your parents first!

explore language

1
 My first/second/third object is ...
 Next, this is my ...
 Finally, this is a ...

2
 I got it when I was eight/nine years old.
 I got it from ...
 My dad/mum/grandad bought it for me.
 It was my dad's/grandma's when he/she was young.

3
 I can't live without my ...
 My ... is really important to me because ...
 I love this ... because ...

17 Write your post. Use your ideas from Ex 6 and phrases from the language box.

“

Home is
where the
heart is.

”

Look at the photo and discuss the questions.

- 1 Who lives in your home with you?
- 2 Who are you most like in your family? In what ways?
- 3 What do you like most about the place where you live?

There's no place like home

READING

topic: growing up happy
skill: finding specific information
task: identify correct sentences

GRAMMAR

articles
some, any, (how) much, (how) many, all, a little, a few, a lot (of)
task: open cloze

VOCABULARY

around town: places and buildings

LISTENING

topic: hanging out with friends
skill: listening for specific information
task: multiple choice (pictures)

SPEAKING

topic: family time
skill: planning what to say
task: describing a photo

WRITING

topic: what makes a place great
skill: note-taking and planning
task: article

SWITCH ON ▶

video: home town performance
project: planning an event

1 There's no place like home

READING

Power up

- 1 Choose three adjectives to describe your town/city. Share your ideas with the class.

attractive dull happy industrial
lively modern quiet
relaxed safe traditional

Read on

- 2 You are going to read a blog about a place where young people are happy. Look at the photos in the blog. Can you guess the country?
- 3 Read the introduction and the first line of the blog and check your ideas.
- 4 Read the blog quickly. Match the headings (A–D) with the paragraphs (1–4).
- A Free to be me C All about me
B Less stress D The outdoor life
- 5 Read the blog again. Which sentences are true?
- 1 Lucas doesn't have any brothers or sisters.
 - 2 Alex, Amy and Lucas live near each other.
 - 3 Lucas feels he is free to go where he likes.
 - 4 Lucas says that the weather doesn't stop people having fun.
 - 5 Young people in Holland worry about school as much as teenagers in England.
 - 6 More than three quarters of Dutch teenagers feel a connection to their school.
 - 7 Lucas says that in his country it's easy for children of all ages to talk to their parents.
 - 8 Alex wants to give up the piano because Lucas is a better player.
- 6 Find words/phrases in the blog that have these meanings.
- 1 when somebody takes you in a car (para 2):
 - 2 spend time with friends (para 2):
 - 3 turn to ice (para 2):
 - 4 a feeling of worry (para 3):
 - 5 a group of people in the same place (para 3):
 - 6 honest and easy to talk to (para 4):

Sum up

- 7 Which person from the blog might say these things?

- 1 I have to go now to revise before tomorrow.
- 2 I'll be there in ten minutes. Wait for me at the end of the cycle path.
- 3 We can discuss it when you're ready, but no problem if you don't want to.
- 4 Do I have to continue? I've already played for two hours and I'm bored!
- 5 Mum, can you drive me to town? It's raining.

Speak up

- 8 Work in pairs and discuss the questions. Share your ideas with the class.
- 1 In what ways is your life:
 - similar to Lucas'? Alex and Amy's?
 - different from Lucas'? Alex and Amy's?
 - 2 Lucas says he's lucky to live in a relaxed place. In what ways are you lucky to live where you live?
 - 3 Lucas says he can't complain about life in Holland. What do young people complain about in your town/city?
 - 4 Which do you think is the coolest country for young people to live in? Why?



A cool country to live in?

Hi there! (or 'Hoi', as we say in Dutch!)

1 My name's Lucas and I'm a student in Amsterdam. My mum's English but my dad's from Holland. I'm an only child but I have two cousins in England, Alex and Amy. Recently, our teacher told us about a report on happiness. In the report, it says Dutch teens are a lot happier than young people in other parts of the world. So is Holland really a great place to grow up?

2 Everyone knows that Dutch people love their bikes. There are cycle paths everywhere, so going by bike is fast, easy and safe. It also means I can be more independent. Amy and Alex have to wait for a lift from their mum or dad. But here I can get on my bike and meet up with my friends all over town. There are some great places to hang out. And we don't mind bad weather. If it's wet on the day of a school sports match, we play anyway. We love cold winters too. When the canals freeze, the whole city goes skating!

3 I think I'm lucky because Holland is quite a relaxed place. For Alex and Amy, school life seems quite competitive. They have homework every night and there's a lot of pressure from exams – more than we have here, I think. Dutch kids actually seem to enjoy school! In the happiness report, it says that eighty percent feel that they are part of their school community.

4 Here most families are quite open. Parents ask even younger kids for their opinion. In my case, my parents listen but they don't make me chat if I don't want to. And they don't message me on my mobile twenty times a day! They are just there when I need help. And I don't have to be the best at anything. Both Alex and I play the piano. I enjoy it but Alex would like to give it up. That's because his parents make him practise for competitions all the time.

Now you know a little about Holland. Of course, things aren't perfect but I can't complain. So what's life like where you live?



GRAMMAR

1 Read the grammar box. Match the example sentences (1–6) with the rules (A–F).

- 1 I'm **a** student in Amsterdam.
- 2 I'm **an** only child.
- 3 Dutch teens are happier than young people in other parts of **the** world.
- 4 Our teacher told us about **a** report. In **the** report, it says Dutch teens are happy.
- 5 **Dutch people** love their bikes.
- 6 They have **homework** every night.

explore grammar → p126

articles

- A** no article with uncountable nouns when talking in general
- B** *a/an* for the first time you talk about something; *the* after that
- C** *a* with singular nouns that start with a consonant (*b, c, d*, etc.)
- D** *the* when there is only one of something
- E** *an* with singular nouns that start with a vowel (*a, e, i, o, u*)
- F** no article with countable nouns when talking in general

2 1.1 Listen and match the speakers (1–3) with the questions they are answering (A–C).

- A** What's good and bad about big families?
- B** Is being together as a family important?
- C** What do you know about young people in other countries?

3 1.2 Complete the sentences with 'a', 'an', 'the' or no article (-). Listen again and check your answers.

- 1 I think it's good for families to spend time with each other every day.
- 2 My sister is university student.
- 3 I haven't been to many parts of world, but I hope to travel more in future.
- 4 I saw TV programme about schools in Singapore. In programme, it said students were under a lot of pressure from exams.
- 5 I think larger families are good because you learn to share and you get advice from people of different ages.
- 6 If you're only child, there's just you and you get everything you want.

4 Choose the correct words to complete the comments on Lucas' blog.

So what's life like where **you** live?



Sanne

Hoi, Lucas! I'm Dutch, too – from Eindhoven. For people outside Holland, that's ¹**a** / **an** small city in the south. It's OK but there isn't much for young people to do. And ²**a** / **the** city isn't very pretty. You're lucky living in ³**capital** / **the capital**.



Joe

Thanks for ⁴**a** / **an** interesting blog. I live in England and I'm from ⁵**a** / **the** big family. I can't imagine being ⁶**a** / **an** only child. My parents are open too and we talk all the time. But I agree with you about exams. ⁷**English kids** / **The English kids** are under pressure at school.



Ana

Hi from me in Spain! Yes, nice blog. I laughed at the bit about your mobile! My parents message me all the time, so I put my phone on silent. ⁸**Communication** / **The communication** is important but I don't need twelve messages in one hour! 😡

Speak up

5 Add 'a', 'an' or 'the' where necessary in the sentences.

Life is better for teenagers in ^{the}capital than in ^asmall town.

disagree

agree

1 Being only child is boring – big families have more fun.

disagree

agree

2 I prefer to ask people my own age for advice.

disagree

agree

3 When teenager gets message from adult, they should reply immediately.

disagree

agree

4 I'd prefer to live in modern city than old-fashioned village.

disagree

agree

6 Look at the sentences in Ex 5 again. Decide how much you agree or disagree. Share your ideas with the class.

I don't agree that life is better in the capital. You can have fun in a smaller town too. What do you think?

VOCABULARY

around town

- Turn to page 153 and look at the photos. What do you think they show?
- Match the photos (A–F) with these words.

bike rack bus stop crossing pavement rubbish bin seat



.....



.....



.....



.....



.....



.....

- Read the vocabulary box. Find six places in the word snake to complete nouns 1–6. There are three words you don't need in the word snake.

explore vocabulary

noun + noun

Sometimes we use two nouns together to make a word.

bus stop

To make the plural, add *-s/-es/-ies* to the second word.

bus stops

park path block gallery store box centre station pool

- | | |
|------------------|--------------------|
| 1 art | 4 skate |
| 2 sports | 5 department |
| 3 swimming | 6 apartment |

- Complete the article with words from Ex 2 and 3.



Cities with *art* at their heart

In the past, the only place to find colour and design was in an ¹..... . But now design is coming to the streets ...

When you wait at the ²..... on your daily journey to school, you can admire the artwork painted on the side. The end of a cycle ride can make you smile with a ³..... that looks like a comb. Even the grey concrete ⁴..... we walk on is changing. As you go along, you can see 3D art, adverts and even poetry. And ⁵..... in the street don't have to be made of wood, all brown and boring. Now places to sit appear in a variety of shapes, colours and sizes.

Buildings are becoming more interesting, too. Imagine shopping in a futuristic ⁶..... like Selfridges in Birmingham!

And which of the ⁷..... below do you prefer? I know which I would like to live in ...



- 1.3 Listen to four people talking about places in town. Match the speakers (1–4) with four of the photos in Ex 2 (A–F).

1 2 3 4

game on

Work in pairs. Close your eyes. Imagine a route around your town and the places and buildings that are there. Mime the activities that people can do in these places. Your partner guesses the places and buildings.

Speak up

- What do you think of the places/objects on this page? Would you like your town or city to have them? Why/Why not?

LISTENING

Power up

1 Where do you usually go after school? Why? What do you do there?

- home
- a friend's/relative's house
- into town
- to the park
- to an after-school club
- somewhere else

Listen up

2 1.4 Read the exam tip and complete the task.

exam tip: multiple choice (pictures)

Read the questions and look at the pictures before you listen. For each recording, think about (a) the speakers and (b) the situation. Then listen to understand the general idea.

Look at Ex 3. What words might you hear in each recording? Make a list. Listen and check your ideas.

3 1.5 Listen again. For each question, choose the correct answer.


1 How do the girl and her friend spend their free time after school?



2 What did the boy do on his birthday?



3 Which after-school club are the students not able to go to today?



4 What is the girl hoping to do with her friends this weekend?



5 What happened when the girl's friend visited before?



4 Choose the correct words to complete the examples in the grammar box.

explore grammar

→ p126

some, any, (how) much, (how) many, all

- 1 We went shopping for **some** / **any** new trainers.
- 2 There won't be **some** / **any** problems.
- 3 How **much** / **many** people do you want to invite?
- 4 How **much** / **many** money do you need?
- 5 **Every** / **All** the classes start in ten minutes.

a little, a few, a lot of

- 6 I need to give you **a little** / **a few** information.
- 7 I spent the afternoon with **a little** / **a few** friends from school.
- 8 We have **a lot of** / **many** different hobbies.

5 Complete the quiz with words from the grammar box. Write one word in each gap.

The perfect hangout house



You've got a lot of time but only a ¹..... money. ²..... the fun places to go are expensive, so you need the perfect hangout house. What would it be like?

- 1 You want to invite ³..... friends. Do you need to ask first?
- 2 How ⁴..... friends can hang out with you in your room?
- 3 How ⁵..... time can you spend in your room before your mum/dad comes in?
- 4 Is it OK to take drinks and a ⁶..... snacks from the kitchen?

Speak up

- 6 Do the quiz in Ex 5. Work in pairs and compare your answers. Whose house would be better to hang out at? Why?
- 7 Use words from the grammar box to write six rules for the perfect hangout house. Then work in groups and share your ideas.

SPEAKING

Power up

1 Answer the questions.

How often do you:

1 play computer/video games? Who with?

2 go for a walk? Who with?

2 Look at the photo. What can you see? Read the exam tip. Choose the correct words to complete the description of the photo.



exam tip: tenses in photo descriptions

Use present tenses to describe a photo. Remember to use the present continuous for the actions in the photos.

This photo ¹shows / showed a family at home. I can ²seeing / see the parents and their two daughters. They ³are / were in the living room. The adults ⁴sit / are sitting on the sofa and the girls ⁵are standing / stand behind it. The man and the woman ⁶were / are playing a video game and the girls ⁷watch / are watching. I think they ⁸enjoy / are enjoying the game.

3 Read the useful language and look at the photo in Ex 2. Where are these people/things? What are the people doing?

- the man
- the window
- the big table
- the small table
- the girl with the grey top

The man is sitting on the sofa next to his wife. He's in front of his two daughters.

useful language: saying where things are

On the left ... / On the right ...

At the front ... / At the back ...

It's/They're in / on / under / next to / near / in front of / behind / between ...

4 Work in pairs. Look at the photo in Ex 2 for thirty seconds. Close your books and test your partner.

Is the woman on the right or left?

She's on the right.

Wrong! The man is on the right.

5 1.6 Read the exam tip and complete the task.

exam tip: describing a photo

When you are describing a photo, imagine you are describing it to someone who can't see it. Include as much information as possible (e.g. people, buildings, objects, colours, clothes, time of day, weather).

Listen to a student describing the photo below. Which of these things does he talk about?

- | | | |
|---------------|-----------|-----------|
| 1 people | 4 place | 6 colours |
| 2 actions | 5 weather | 7 clothes |
| 3 time of day | | |



6 1.7 Listen again. Put the information in the order the student talks about it (1-6).

- | | | | |
|---------|-------|----------|---------|
| weather | | people | ...1... |
| clothes | | feelings | |
| actions | | place | |

Speak up

7 e Work in pairs. Student A, turn to page 153. Student B, turn to page 155. Follow the instructions.

1 There's no place like home

WRITING

Power up

1 Imagine you meet a teenager from a different area or country. What do you want to know about their hometown? Put the ideas in order (1 = most important, 7 = least important).

- location
- population
- places where young people can hang out
- transport
- schools
- history
- problems for young people

Plan on

2 Your English teacher has asked you to do this task. Read it and answer the questions below.

Schools e-twinning programme



A school in Chicago USA is going to be our new twin school. The students there want to know about places in our country. Write an article in about 100 words about a town or city you know. Include information about the location, what you can do there and your own opinion. All the articles will go on the share site for other schools to read.

- 1 Who is going to read your article?
 - A just your teacher
 - B people your age
 - C the general public
- 2 What will make an interesting article?
 - A information and lists of numbers
 - B personal examples and opinions
 - C information, personal examples and opinions

3 Look at photos A–C. What do you think is good about living in these places? Share your ideas with the class.



4 1.8 Listen to three students talking about the places in Ex 3. Match the speakers (1–3) with the photos (A–C). Then compare the speakers' ideas with your ideas from Ex 3.

1 2 3

5 Read the useful language. How many true sentences can you make with the phrases in one minute?

Tijuana is near the border with the USA.

useful language:
saying where things are

- in the north/south/east/west
- in the capital / the centre of / an area called / a region called ...
- near the mountains / the capital / the border with ...
- on the coast
- by the sea/water

6 1.9 Listen again. Where exactly do Azra, Carlos and Ewa live? What is there for young people to do in each place?

explore language

connectors

Link your ideas with words like *and, but, because, so*:
and = more information *but* = something different
because = a reason *so* = a result

I like living in Turkey **because** I like the hot weather.

7 Read the language box and choose the correct words to complete the article Mikel wrote for the share site.

My hometown is Bilbao, ¹**in / at** the north of Spain. It's in an area called the Basque Country and ²**the / a** city is ³**near of / near** the coast and the mountains.

We have different local sports, ⁴**so / because** I don't only play football. I also like it here ⁵**so / because** there are ⁶**any / some** interesting places to hang out. There's an art gallery but it isn't a boring, grey building. It looks like a ship and it has a huge statue of a dog ⁷**in front of / in front of** it!

I think that life here is good! Bilbao isn't a very big city, but there's a lot to do ⁸**and / but** people are friendly.

8 Mikel forgot to give his article a title. Which one would you choose? Why?

- 1 The history of my town
- 2 You couldn't live anywhere better!
- 3 A nice place to live
- 4 I hate it here!

Write on

9 Read the writing task. Complete the paragraph plan with ideas for your article. Make notes for each paragraph.

The place where I grew up

Where do you live? What can young people do there? How good is this place to grow up in?

Write an article answering these questions and we will put it on our website!

Answer the first question in the writing task.

.....

.....

.....

.....

Paragraph 1

Answer the second question. Give examples.

.....

.....

.....

.....

Paragraph 2

Answer the last question. Give your opinion.

.....

.....

.....

Paragraph 3

10 e Write your article in about 100 words.

Improve it

11 Check your article. Did you:



- 1 answer all the questions in the task?
- 2 present your ideas in paragraphs?
- 3 use connectors to link ideas?
- 4 give your opinion?





SWITCH ON

Home town performance

- 1 Work in pairs. What kind of activities bring people together in your town/city?
- 2  Work in pairs. Watch the clip. Was the ice rink a good or a bad thing for St Ann's? Why?
- 3  Watch again and answer the questions.
 - 1 What city is St Ann's in?
 - 2 What are the advantages of living in St Ann's?
 - 3 What are the disadvantages of living in St Ann's?
 - 4 Why is Nottingham special to Chris and Jayne?
 - 5 What does Nicky-Lee hope the ice rink will do for St Ann's?

Project

- 4 Work in groups. You are going to plan an event for your home town/city. Think about these questions.
 - What is the event (a performance, a festival, a community event, a sports event, etc.)?
 - When and where is it?
 - How will you prepare for it?
 - What things do you need for it?
 - How long is it?
- 5 Can you think of any famous people from your area that could be involved in or be a part of your event? What could they do?
- 6 Present your event to the class. Remember to include all the information from Ex 4.

INDEPENDENT LEARNING

Thinking about your learning

- 1 Which was your favourite lesson in Unit 1? Which lesson didn't you like so much? Why? Compare your answers with the class.
- 2 Choose three of the lessons and think about what you did well. Then compare your ideas with a partner.
 - Reading
 - Listening
 - Grammar
 - Speaking
 - Vocabulary
 - Writing

I got most of the answers right in Reading.

I remembered some of the Grammar from last year.

I practised some new words in Vocabulary.

The Listening was hard to understand but I didn't give up.

I was more confident at the end of the Speaking lesson.

The exercises in Writing helped me plan my work.

- 3 Think about the other three lessons. Which part of your learning do you think you need to work on? Why? Compare your ideas in groups.

In the ... lesson, I didn't feel very confident because ...

I need more practice with ... because I didn't understand it very well.

- 4 How can you improve the way you learn? Think about your answers to Ex 3 and write an example for each lesson.

Listening
Don't give up if I hear new words.

Speaking
Don't stop if I make a mistake.

Writing
Plan my ideas before I start writing.

UNIT CHECK



Wordlist

Adjectives to describe places

attractive
dull
happy
industrial
lively
modern
quiet
relaxed
safe
traditional

Around town

apartment block (n)
art gallery (n)
bike rack (n)

bus stop (n)
crossing (n)
department store (n)
pavement (n)
rubbish bin (n)
seat (n)
skate park (n)
sports centre (n)
swimming pool (n)

Saying where things are

in a city

by the sea/water
in an area/a region called
in the capital
in the centre of
in the north/south/east/west

near the border with
near the capital
near the mountains
on the coast
in a photo
at the back
at the front
on the left
on the right

Other

community (n)
freeze (v)
hang out (phr v)
lift (n)
open (adj)
pressure (n)

Extra

be the best at something (phr)
concrete (n)
cycle path (n)
design (n)
give up (phr v)
grow up (phr v)
library (n)
made of wood (phr)
meet up (phr v)
park (n)
pass the time (phr)
shape (n)

Vocabulary

1 **1.10** Listen to five sentences. When you hear a beep, write the correct word from the *Adjectives to describe places* section of the wordlist.

- 1
- 2
- 3
- 4
- 5

2 **1.11** Listen and check your answers.

3 Find the following in the *Around town* section of the wordlist.

- 1 an object for transport on two wheels
- 2 two places where you can walk safely
- 3 a place where you can see water
- 4 an object where you can put an empty packet
- 5 a place where you can see paintings
- 6 an object where you can sit for a few minutes
- 7 a place where you can choose things to buy
- 8 a place where people live

4 Choose the correct words to complete the sentences.

- 1 Artur grew up in Krakow, the **border** / **capital** of Poland.
- 2 My cousins live in Canada, in **an area** / **a coast** called The Gatineau Hills.
- 3 We stayed in a small Bulgarian village that was near the **region** / **border** with Romania.
- 4 I'd love to live in a big house by the **sea** / **south**.
- 5 We had lunch in a restaurant in the **coast** / **centre** of Holby, a small town near our hotel.

5 Match 1–6 with A–H to make sentences. You do not need two of the endings.

- 1 You can't see me in the photo because I'm at
 - 2 I'm quite good at the piano but I always feel under
 - 3 I walked to school after waiting at the bus
 - 4 There aren't many places where I can hang
 - 5 In this photo, I'm standing on
 - 6 Stephan lives in
- A pressure just before I take an exam.
B the left, next to Ben.
C the back behind the rest of the group.
D the border into another country.
E out with my friends after school.
F stop for thirty minutes in the rain.
G the north of Norway.
H station isn't very near here.

UNIT CHECK

Review

1 Choose the correct answers in brackets to complete the sentences (- = no article).

- 1 I had sandwich and apple for lunch. sandwich was horrible. (the / an / a)
- 2 Where would you prefer to live: in capital of your country, on coast or in area with mountains? (an / the / the)
- 3 When I need advice, I ask older friends more often than adult. (- / an / -)
- 4 They're building new library with area for exhibitions and talks. (a / - / an)
- 5 I couldn't get on internet to get information I needed for project. (- / a / the)


2 Complete the article with 'a', 'an', 'the' or no article (-).

TechTalk: Tech teens will hate!

A man from Cambridge has invented ¹..... app to solve a communication problem with his thirteen-year-old son, Ben. Nick Herbert bought Ben ²..... smartphone when he started secondary school. But Ben loves playing games, so he often put ³..... phone on silent. Nick was annoyed when Ben didn't answer his calls and so he developed ReplyASAP.

When Nick uses ReplyASAP to contact Ben, it locks ⁴..... screen on Ben's phone. There is also ⁵..... alarm that tells Ben he has ⁶..... message. The alarm continues until Ben replies to his dad. So Ben can't have his phone on silent and continue playing his game. But Nick promises not to use the app all the time – only when he has ⁷..... information for Ben that is important.

So now ⁸..... parents everywhere can take over their kids' phones. How can their poor teens escape?

3  **1.12** Listen to Josh speaking on the phone to his mum. You don't hear his mum's voice. Read her questions and put them in the order she asks them (1–4).

- A Will you go shopping for me?
- B Did you remember that grandma is coming?
- C Have you had anything to eat?
- D Is the weather bad?

4 Complete the sentences with these words/phrases.

a few a little a lot of all any how many how much

- 1 I didn't want a big party, so I only invited friends.
- 2 time did you spend at the museum?
- 3 Town was really busy. There were people in the square.
- 4 Why did you eat the chocolate? There isn't left for me.
- 5 students are there in your class?
- 6 I never go to the gym but I get exercise every day by walking to school.

5 **e** Read the blog. For each question, write the correct answer. Write one word for each gap.

Where are you from?



For a ¹..... of people, that's a simple question. They answer with ²..... place where they were born or lived as a child. But for me, things are a little different. I'm half Argentinian and half English, and I ³..... up in Thailand. I'm now at ⁴..... international school in Switzerland but my parents are still working in Bangkok. I'm also an only child. Not having ⁵..... brothers or sisters means the people at school are my family. And this can be a problem, too. It's easy to make friends but it can be harder to keep them because kids like me travel so much. You start hanging ⁶..... with a great group and then they have to change schools because of their parents' work. Of course, I'm lucky to see different places, but it's hard to call anywhere home.

6 You have a new English-speaking pen friend. Write a message to him/her about your family and where you live.