


My body

1 Listen and chant.



KARAOKE



2 Listen and stick.



Four pairs of white rounded rectangular boxes for a listening and sticking activity. Each pair consists of a large box on the left and a smaller box on the right.

3 Find and tick (✓).



Lesson 1: body, feet, hands, head. My (body)

4

Listen and say. Then listen and circle.

CD
1.13



5

Match. Then say.



Lesson 2: clap your hands, move your body, stamp your feet, touch your head. *Body.*

6

Listen and chant. Then match.

CD 1.14



KARAOKE

CD 1.15








1

2

3

4

5



1

2

3

7

Listen and sing.

CD 1.16



KARAOKE

CD 1.17

Lesson 3 Song: 1-5. (two) (feet). Body. Colours. Imperatives.



4

5

8





Look and say. Then count and draw.



9 Listen and answer.




CD 1.20



10 Now act the story out.



11 Listen and draw. Then say.   



12 Cut out (page 73). Then listen and play.   



13 Listen and circle with or . Then match.

CD
1.23



1




2




14 Look and say. Then colour.



1



2



15 Make a poster.



16

Listen and tick (✓).

CD
1.24

17

Draw and say.

