

My face



1 Listen and chant.

CD
1.10

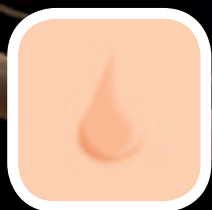
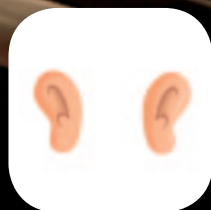


KARAOKE

CD
1.11

2 Listen, point and repeat. Then find and say.


CD
1.12



Lesson 1: ears, eyes, face, hair, mouth, nose. This is my (face).

3 Listen and say. Then follow and say. Copy and colour in your notebook.

CD 1.13





4 Listen and say the number.


CD 1.14







5 Listen, point and say. Then play.  

1 

2 

3 

4 


6 Listen and sing.   

Lesson 3 Song: happy, sad. I'm (happy).


7 Listen and answer. Then draw in your notebook and say.

CD
1.18

1




2



3



4









8

Look and play.



9 Listen and answer.



10 Now act the story out.



Lesson 5 Story: (pink) flowers. Face. Colours. I'm (happy).

11 Listen: Yes or No?

CD
1.23

1



2



3



4



12 Cut out. Then listen and play.


CD
1.24

13 Listen and say. Then listen and draw in your notebook.

CD
1.25



14 Look and say the number.



15 Make a poster.

16 Listen, point and say. Then play.



17 Draw in your notebook and say.

