



## ACCESS CODE



Follow the below steps to access your digital product.

### **Step 1: Create Your Pearson Account (New Users)**

1. Go to <https://www.english.com/login>
2. Click on Create an account.
3. Follow the on-screen instructions to create a new account.

### **Step 2: Activate Your Product**

1. Once logged in, click on the **ADD NEW PRODUCT** button.
2. Enter the product access code and then click on **ACTIVATE**.
3. The product will be added to your dashboard.
4. Click on the product icon to open.

### **ACCESS CODE**

This access code can only be used once. Do not buy this book if the protective cover has been removed.

### **Step 3: Login (Returning Users)**

1. Go to <https://www.english.com/login>
2. Enter your Username and Password.
3. Click on **SIGN IN**.
4. Click on the product icon to open.

Remember to keep your username and password somewhere safe.

**NEED HELP?** Visit [MyPearsonHelp.com/portal](https://www.pearson.com/help) for instructions on how to Create and Manage Classes and Assignments, Check Performance, and use other features.

# Contents

<b>Scope and sequence</b> .....	<b>3</b>
<b>Welcome</b> .....	<b>6</b>
<b>1 Nature</b> .....	<b>12</b>
<b>2 Me</b> .....	<b>22</b>
<b>Review Units 1 and 2</b> .....	<b>32</b>
<b>3 Pets</b> .....	<b>34</b>
<b>4 Home</b> .....	<b>44</b>
<b>Review Units 3 and 4</b> .....	<b>54</b>
<b>5 Clothes</b> .....	<b>56</b>
<b>6 Sports</b> .....	<b>66</b>
<b>Review Units 5 and 6</b> .....	<b>76</b>
<b>7 Food</b> .....	<b>78</b>
<b>8 Things we do</b> .....	<b>88</b>
<b>Review Units 7 and 8</b> .....	<b>98</b>
<b>Goodbye</b> .....	<b>100</b>
<b>Festivals</b> .....	<b>104</b>
<b>Grammar reference</b> .....	<b>112</b>
<b>Speaking reference</b> .....	<b>116</b>

### 3 Pets

<p><b>Vocabulary</b></p> <p><b>Animal body parts:</b> tail, beak, wings, fins, paws, whiskers, skin, feathers, claws, fur</p> <p><b>Animal characteristics:</b> spotty, stripy, soft, smooth, hard, sharp, cute, scary, fast, slow</p> <p><b>Natural Science:</b> eggs, caterpillars, cocoons, butterflies</p>	<p><b>Values:</b> Take care of your pet!</p> <p><b>Phonics:</b> ea, oi (eat, oil)</p> <p><b>Wider World:</b> Caring animals in the UK</p> <p><b>CLIL:</b> Natural Science (life cycle)</p>
<p><b>Structures</b></p> <p>What does it look like? It's got a tail. It hasn't got feathers. What do they look like? They've got whiskers. They haven't got fins.</p>	<p>Have you got a tortoise? Yes, I have. / No, I haven't. Has it got spotty fur? / Has it got a cage? Yes, it has. / No, it hasn't.</p>

### 4 Home

<p><b>Vocabulary</b></p> <p><b>Prepositions:</b> in front of, behind, above, below, next to, opposite</p> <p><b>Furniture:</b> plant, mirror, picture, wardrobe, bin, shower, cupboard, computer</p> <p><b>Parts of the house:</b> garage, balcony, basement</p> <p><b>Household items:</b> toothbrush, toothpaste, comb, towels, blankets, broom, shampoo, plates, pots, pans</p> <p><b>Art:</b> tiles, stones, glass, triangles, squares, circles, rectangles</p>	<p><b>Values:</b> Help at home!</p> <p><b>Phonics:</b> a_e, i_e, o_e (cake, like, home)</p> <p><b>Wider World:</b> Different bedrooms</p> <p><b>CLIL:</b> Art (mosaics)</p>
<p><b>Structures</b></p> <p>There's a plant in the living room. There are two plants in front of the computer. The plant is/The plants are opposite the bin. It's/They're below the mirror.</p>	<p>Is the broom in the wardrobe? Yes, it is. / No, it isn't. It's in the kitchen. Are the pots in the sink? Yes, they are. / No, they aren't. They're in the cupboard.</p>

### 5 Clothes

<p><b>Vocabulary</b></p> <p><b>Clothes:</b> baseball hat, belt, sweatshirt, tracksuit, flip flops, sandals, T-shirt, uniform, shirt, blouse, trainers, shorts, scarf, beanie, ski jacket, tights, woolly jumper, hiking boots</p> <p><b>Style:</b> fancy, plain, colourful</p> <p><b>Natural Science:</b> wool, leather, cotton, polyester</p>	<p><b>Values:</b> Be polite!</p> <p><b>Phonics:</b> sc, sk, sm, sn, sp, squ, st, sw (scarf, skate, smell, snip, spoon, squid, star, swim)</p> <p><b>Wider World:</b> School uniforms</p> <p><b>CLIL:</b> Natural Science (materials)</p>
<p><b>Structures</b></p> <p>What are you wearing? I'm wearing a baseball hat. What's he/she wearing? He/She's wearing sandals. Are you wearing a baseball hat? Yes, I am. / No, I'm not. Is he/she wearing sandals? Yes, he/she is. / No, he/she isn't.</p>	<p>This is my favourite scarf. These are my favourite tights. Do you like my hat? I love my beanie. What a fancy hat! What big shoes!</p>

## 6 Sports

<b>Vocabulary</b>	<p><b>Sports:</b> run, jump, climb trees, ride a bike, catch a ball, play football, play tennis, play basketball, do taekwondo, play badminton</p> <p><b>Sports facilities:</b> gym, basketball court, running track, stadium, skating rink, ski slope, bowling alley, beach, swimming pool, football pitch</p> <p><b>Natural Science:</b> stretch, bend, twist, turn around</p>	<p><b>Values:</b> Exercise every day. Be active!</p> <p><b>Phonics:</b> bl, fl, gl, pl, sl (black, float, glass, plum, sleep)</p>
<b>Structures</b>	<p>I/He/She can/can't run and jump. I/He/She can run but I/he/she can't jump. Can you/he/she play tennis? Yes, I/he/she can. / No, I/he/she can't.</p>	<p>I/He/She was at the gym. I/He/She wasn't at the gym.</p> <p><b>Wider World:</b> Sports around the world</p> <p><b>CLIL:</b> Natural Science (regular exercise)</p>

## 7 Food

<b>Vocabulary</b>	<p><b>Food:</b> potatoes, tomatoes, carrots, cucumbers, peas, peaches, strawberries, plums, oranges, mangoes, beans, broccoli, lettuce, spinach, cabbage, pears, apricots, avocados, cherries, watermelon, papaya</p> <p><b>Natural Science:</b> grains, fruit and vegetables, protein, dairy, fats and sugars, healthy, unhealthy</p>	<p><b>Values:</b> Eat more fruit and vegetables. Stay healthy!</p> <p><b>Phonics:</b> br, cr, dr, fr, gr, pr, str, tr (brown, crab, drop, frog, green, press, string, train)</p>
<b>Structures</b>	<p>Do you like peas? Yes, I do. / No, I don't. Does he/she like peas? Yes, he/she does. / No, he/she doesn't.</p>	<p>Is there any/some/a lot of/lots of broccoli? Yes, there is. / No, there isn't. Are there any/some/a lot of/lots of pears? Yes, there are. / No, there aren't.</p> <p><b>Wider World:</b> Food around the world</p> <p><b>CLIL:</b> Natural Science (food groups)</p>

## 8 Things we do

<b>Vocabulary</b>	<p><b>Actions:</b> sleeping, reading, eating, drinking, walking, dancing, doing homework, listening to music, cleaning, singing, playing the piano, playing the violin, playing the trumpet, playing the flute</p> <p><b>Adverbs:</b> quietly, loudly, quickly, slowly, terribly</p> <p><b>Natural Science:</b> hot-air balloon, rocket, Earth, space</p>	<p><b>Values:</b> Learn new things! Develop your talents!</p> <p><b>Phonics:</b> ft, mp, nd, nt, sk, sp, st (left, bump, hand, paint, ask, wisp, nest)</p>
<b>Structures</b>	<p>What are you/they doing? I'm/They're sleeping. What's he/she doing? He/She's sleeping.</p>	<p>Are you singing? Yes, I am. / No, I'm not. Is he/she singing quietly? Yes, he/she is. / No, he/she isn't. He/She's singing loudly.</p> <p><b>Wider World:</b> After-school clubs</p> <p><b>CLIL:</b> Natural Science (flying machines)</p>

## Festivals

<b>Vocabulary</b>	<p><b>Halloween:</b> pumpkin, ghost, witch, broom, bat, hat, spider, trick or treat</p> <p><b>Christmas Day:</b> Christmas tree, lights, presents, Christmas cards, stockings, sweets, chocolates</p> <p><b>Easter:</b> Easter eggs, Easter Bunny, sweets, lollipops, Easter basket, Easter bonnet, chicks</p> <p><b>April Fools' Day:</b> fool, surprise, joke, fun</p>
-------------------	--

# Welcome

1



Listen to the story. Read.



1

People on Earth are sick. Everyone's got tickilitis.

Oh, no! That is sad news, Captain Conrad. Can we help?



2


Have you got a tiffiff plant? The tiffiff plant is the only medicine for tickilitis.

Yes, we've got tiffiff plants on Space Island.



3

The tiffiff plant is a medicine. It's very important.






4


Of course. Please come to Space Island. We can help you find a tiffiff plant.

Thank you!





2  Listen, point and say.

3  Listen and sing. Then find the tiffiff plant.


Hey boys! Hey girls!  
Come with us to Space Island.  
Look up, down, here, there.  
Look around everywhere.  
Where's the tiffiff plant?  
Come on, come on,  
Let's find the tiffiff plant!

**WELCOME TO  
SPACE ISLAND**


Hello. I'm Captain Conrad.

I'm President Pop.  
Welcome to Space Island.

My name's Katy.



I'm Kim.



I'm PROD 1.



And I'm PROD 2!  
Hello!





4

Listen and repeat. Then say the character's favourite numbers.

twenty-one 21	twenty-two 22	twenty-three 23	twenty-four 24	twenty-five 25
twenty-six 26	twenty-seven 27	twenty-eight 28	twenty-nine 29	thirty 30
thirty-one 31	thirty-two 32	thirty-three 33	thirty-four 34	thirty-five 35
thirty-six 36	thirty-seven 37	thirty-eight 38	thirty-nine 39	forty 40
forty-one 41	forty-two 42	forty-three 43	forty-four 44	forty-five 45
forty-six 46	forty-seven 47	forty-eight 48	forty-nine 49	fifty 50



5

Listen and chant.

One, two, three, four, five. Clap, clap, clap!

Six, seven, eight, nine, ten. Clap, clap, clap!

Eleven, twelve, thirteen, fourteen, fifteen. Clap, clap, clap!

Sixteen, seventeen, eighteen, nineteen, twenty. Clap, clap, clap!

Twenty-one, twenty-two, twenty-three, twenty-four, twenty-five. Clap, clap, clap!

Twenty-six, twenty-seven, twenty-eight, twenty-nine, thirty. Clap, clap, clap!

Forty. Clap, clap, clap!

Fifty. Clap, clap, clap!



6

Listen and choose. Then say.

- twenty-six     twenty-seven     twenty-eight
- thirty-two     thirty-four     thirty-nine
- forty-one     forty-three     forty-five
- twenty-three     thirty-three     forty-three
- twenty-seven     thirty-seven     forty-seven

Let me guess.  
Is it 33?

No, it isn't.  
My turn.



7

Ask and answer.



8



Listen and sing.



Sunday \_\_\_\_\_  
 Monday \_\_\_\_\_  
 Tuesday \_\_\_\_\_  
 Wednesday \_\_\_\_\_  
 Thursday \_\_\_\_\_  
 Friday \_\_\_\_\_  
 Saturday \_\_\_\_\_



Seven days in a week  
 What's your favourite day?  
 Oh, that's easy. It's Tuesday!  
 My favourite day is Tuesday.

Seven days in a week  
 What's your favourite day?  
 Oh, that's easy. It's Sunday!  
 My favourite day is Sunday.

**LOOK!**What's your **favourite** day?My **favourite** day is Monday.

9



Listen and choose.

1

Mark

My favourite day is **Monday** **Tuesday** **Wednesday** .

2

Tina

My favourite day is **Thursday** **Friday** **Saturday** .

3

Sam

My favourite day is **Saturday** **Sunday** **Monday** .

10



Ask and answer.

What's your  
 favourite day?






My favourite  
 day is Sunday.

11  Listen and say.


January	February	March	April
May	June	July	August
September	October	November	December

12  Listen and choose.

-  He was born in January February March April .
-  She was born in May June July August .
-  They were born in September October November December .

13  Listen, point and repeat.

January						
			1 <sup>st</sup>	2 <sup>nd</sup>	3 <sup>rd</sup>	
4 <sup>th</sup>	5 <sup>th</sup>	6 <sup>th</sup>	7 <sup>th</sup>	8 <sup>th</sup>	9 <sup>th</sup>	10 <sup>th</sup>
11 <sup>th</sup>	12 <sup>th</sup>	13 <sup>th</sup>	14 <sup>th</sup>	15 <sup>th</sup>	16 <sup>th</sup>	17 <sup>th</sup>
18 <sup>th</sup>	19 <sup>th</sup>	20 <sup>th</sup>	21 <sup>st</sup>	22 <sup>nd</sup>	23 <sup>rd</sup>	24 <sup>th</sup>
25 <sup>th</sup>	26 <sup>th</sup>	27 <sup>th</sup>	28 <sup>th</sup>	29 <sup>th</sup>	30 <sup>th</sup>	31 <sup>st</sup>

 **LOOK!**

When were you born?	I was born on the <b>20<sup>th</sup> of January.</b>
Were you born in May?	Yes, I was. No, I wasn't. I was born in June.
I was born on the <b>first</b> day of the week.	
<b>wasn't = was not</b>	

14  Ask and answer.



# 1

# Nature

sun

clouds

birds

1



What do you know?

2



Listen and find. What's missing?

animal

mushrooms

rock

pond

insects

3



Listen and point.

4



Listen and say.

5



Listen and chant.

There's a pond, a blue pond.  
There's a rock, a brown rock.  
There's an animal, a purple animal.  
There are birds, blue birds.  
There are insects, pink insects.  
There are flowers, yellow flowers.



1:22 **LOOK!**

**How many** animals are there?

**There's** one purple animal.

**How many** birds are there?

**There are** two blue birds.

**there's = there is**

**6**  **Look and say *True or False*.**

- 1 There are seven mushrooms.
- 2 There are three trees.
- 3 There's one sun.
- 4 There are twelve insects.
- 5 There's one flower.

**7**  **Look at the scene. Count and say.**

**8**  **Play a memory game.**

How many brown rocks are there?

There's one brown rock.






# VOCABULARY

9



Listen and repeat.



# SONG

10



Listen. Then sing and do the actions.

How many birds are there?

There are seven birds.



There are six mushrooms.

There are five rocks.

Seven, six, five,

Stamp, stamp, stamp!

Stamp, stamp, stamp, stamp, stamp!



How many animals are there?

There are four animals.

There are three trees.

There are two clouds.

Four, three, two,

Clap, clap, clap!

Clap, clap, clap, clap, clap!

How many ponds are there?

There's one pond.

One blue pond.

Only one blue pond,

Jump, jump, splash!

Jump, jump, splash, jump, splash!




# LOOK!

Is there a rainbow?	Yes, <b>there is</b> . / No, <b>there isn't</b> .
Is there any wind?	Yes, <b>there's some</b> wind. / No, <b>there isn't any</b> wind.
Are there any ants?	Yes, <b>there are</b> . / No, <b>there aren't</b> .
There are some spiders.	<b>There aren't any</b> spiders.

11



Listen and find the right screen. Then ask and answer.



- Are there any rocks?
- Yes, there are.
- West?
- Yes!

## SPEAKING

12



Look, ask and answer.



At the library



At the park



At the museum



At the playground

There are some trees.

Yes, there are.  
Where are they?

Are there any children?

At the playground.




# LOOK!

Where are they?	<b>At the library.</b>
Where is he?	<b>At the museum.</b>

13



Listen and read. Then act out.




**VALUES**




Play outside. Play safely!

14  Listen and repeat.

1 **air**                      2 **ear**

15  Listen, point and say.

16  Listen and blend the sounds.

1 **f - air** fair

2 **p - air** pair

3 **h - air** hair

4 **ch - air** chair

5 **t - ear** tear

6 **y - ear** year

7 **h - ear** hear

8 **n - ear** near

17  Read the sentences aloud. Then find *air* and *ear*.

1 This girl has long hair.



2 Sit down on the chair.



3 I can hear with my ear.




4 A pair is near the chair.





# Wider World

## Where we play

18  What do you know?

19  Listen and read.



Hi, I'm Pablo and I'm from Spain. In the summer it's very hot. I live near the sea. I go to the beach and I make castles with sand and a bucket. I love sandcastle competitions. I love swimming in the sea too.



My name is Lucy. I'm from the UK. I live in a city in the North and in winter it's very cold. There is wind and there is rain. On weekends I play board games with friends at home. I play every day in the school playground.

20  Read. Then say the complete sentences.

- 1 Pablo is from ...
- 2 Pablo loves ... in the sea.
- 3 Lucy plays board ...
- 4 Lucy plays in the ...

21  Ask and answer.

- 1 Where are you from?
- 2 Do you play in the playground?
- 3 Do you make sandcastles?
- 4 Do you play board games?

## 22 Read again. Then choose.

- 1 Lucy is from **Italy** **the UK** **Spain** .
- 2 Pablo lives near **the sea** **the mountains** **the city** .
- 3 On weekends, Lucy plays **football** **board games** **tennis** with friends.
- 4 Pablo loves **sandcastle** **cooking** **board game** competitions.

23



## Write about yourself in your notebook.

I'm from ...      I live ...      I play ...      On weekends, I ...

## 24 Make a board game. Then play.



- 1 Draw a long worm across the page.
- 2 Divide the worm into 20 spaces and number them.
- 3 Write START and FINISH.
- 4 Play the game with a classmate.







**HOME  
SCHOOL  
LINK**

Play your board game  
with your family.


25  What do you know?

26  Listen. Then count and say. + (plus) - (minus) = (equals)

1  +  =

2  -  =

27  Look and answer.




library



museum

- 1 How many books can you see at the library?
- 2 How many trees can you see at the museum?

28  Read the number riddles and answer.

1  +

I'm the number of legs on three birds, plus the number of legs on a horse.  
What number am I?




2 I'm the number of legs on two insects, minus the number of legs on a cat.  
What number am I?



29  Write a number riddle in your notebook. Then ask and answer.

I CAN DO IT!

30 Look and count. Then ask and answer.



31 Play a guessing game.

Are there any trees?

Yes, there are.

Is there a rainbow?

No, there isn't.

Picture d!

32 Draw the view from your window. Ask and answer.



Are there any trees?

Yes, there are some trees.

Are there any flowers?

No, there aren't.

I CAN

- I can recognise nature words.
- I can ask and answer about how many there are.
- I can do simple sums and number puzzles.

