

TEAM 1 Together

Pupil's Book with Digital Resources



Contents

Classroom language	4	Natural Science:	
Starter Hello!	6	What do plants need?	76
1 Look at my toys!	10	7 It's windy!	78
2 Where's my pen?	20	8 Who's at home?	88
3 Move your body!	30	9 Let's play outside	98
Atomic's Learning Club		Atomic's Learning Club	
Language booster 1	40	Language booster 3	108
Natural Science:		Social Science:	
What are our senses?	42	What's a beach like?	110
4 Meet my family	44	Festivals	
5 Help the animals!	54	Bonfire Night	112
6 Do you like peas?	64	Earth Day	114
Atomic's Learning Club		Kite Festival Day	116
Language booster 2	74	Progress path	118



Pearson

Scope and sequence

Unit	Vocabulary	Grammar	Skills
5 Hello!	Numbers Colours		
1 Look at my toys!	Indoor toys Outdoor toys	What's this? It's a car./It's an action figure. Is it a swing? Yes, it is./No, it isn't.	Describing toys
2 Where's my pen?	Classroom objects (1) Classroom objects (2)	This is my pencil case./These are my books. Where's the pencil? It's in the desk./It's on the desk./It's under the desk.	Describing your classroom
3 Move your body!	Body Movement verbs	I've got one face./I've got ten toes. Move your body!/Touch your head!	Describing a robot

Atomic's Learning Club: Language booster 1

4 Meet my family	Family Face	Who's this? It's my uncle. He's got blue eyes./She's got green eyes.	Presenting your family
5 Help the animals!	Pets Animal body	What are these? They're cats. It's got big teeth.	Describing pets
6 Do you like peas?	Food (1) Food (2)	I like apples./I don't like pasta. Do you like cheese? Yes, I do./ No, I don't.	Describing your likes and dislikes

Atomic's Learning Club: Language booster 2

7 It's windy!	Weather Clothes	What's the weather like? It's cloudy. I'm wearing a T-shirt and shorts.	Describing clothes
8 Who's at home?	House Chores	Where's my dad? He's in the garden./He isn't in the bedroom. He's/She's tidying up.	Describing chores you do at home
9 Let's play outside	Actions (1) Actions (2)	I can climb a tree./I can't fly a kite. Can you dance? Yes, I can./ No, I can't.	Describing what you can do

Atomic's Learning Club: Language booster 3

Festivals: Bonfire Night, Earth Day, Kite Festival Day

Culture	English in action	Phonics	Get ready for...
	Meeting new friends What's your name?		
The National Museum of Play Project: A toy museum poster	Sharing your toys Can I play with you?	b, p, d, t ball, puzzle, doll, teddy	Pre A1 Starters Reading and Writing Part 3
My school Project: A plan of your school	Borrowing things Can I borrow your pen?	a, i bag, cat big, six	Pre A1 Starters Reading and Writing Part 1 Speaking Part 2
Chinese New Year Project: A festivals poster	Paying a compliment What a cool picture!	f, v, h face, van, hand	Pre A1 Starters Reading and Writing Part 2 Speaking Part 1

Natural Science: What are our senses?

Grandad's birthday Project: A description of a picture	Introducing family and friends This is my sister. Her name's Paula.	m, n, s, z mum, nest, sister, zoo	Pre A1 Starters Reading and Writing Part 1 Speaking Part 4
UK pet shows Project: A description of a pet	Asking about pets Have you got a pet?	e, o red, ten dog, socks	Pre A1 Starters Reading and Writing Part 4
Pancakes Project: A favourite pancake poster	Asking for food and drink Can I have an apple, please?	c, g, j carrot, goat, juice	Pre A1 Starters Reading and Writing Part 3 Speaking Part 3

Natural Science: What do plants need?

A winter festival Writing: A festival guide	Giving instructions Take off your sweater.	u sun, duck, bus	Pre A1 Starters Reading and Writing Part 1 Speaking Part 3
Unusual homes Project: A class book	Asking for and offering to help Can you help me, please?	l, r lamp, lizard room, rug	Pre A1 Starters Reading and Writing Part 5
Dude ranch Project: A holiday book	Making plans Let's go to the park!	k, w, y kick, walk, yoyo	Pre A1 Starters Reading and Writing Part 2 Speaking Part 2

Social Science: What's a beach like?

Classroom language

1  Listen and point. Then say.



Look.



Listen.



Point.



Read.



Draw.



Write.

2  Say and do.

4 four



3  Listen and point. Then say.

1



Stand up.

2



Sit down.

3



Pick up your book.

4



Open your book.

5



Close your book.

6



Wave goodbye.

4  Say and do.

1  Find and circle. 7

2  ⁵¹ Watch or listen and read.

1

Hello! What's your name?

Einstein!

Hello! I'm Marie.

My name's Sam.
This is Ben.

2

It's my birthday today.

Come on,
Einstein!

3

Happy birthday!
How old are you?

4

Goodbye!

And my name's Lucy.

I'm seven.

3 Listen and match.

1 Marie
2 Einstein
3 Sam
4 Lucy
5 Ben

4 Act out the story.

English in action
Meeting new friends

5 Listen and read.



- Hello! I'm **Lola**. What's your name?
- My name's **Max**.
- Hi, **Max**. How old are you?
- I'm **seven**. How old are you?
- I'm **six**.

6 Act out the dialogue. Use your **names** and **ages**.

1   Listen and chant.



one two three four five six seven eight nine ten

2  Listen and draw. Then say.



How many balloons?



Six.

3 Look at page 6. Count and write.



7



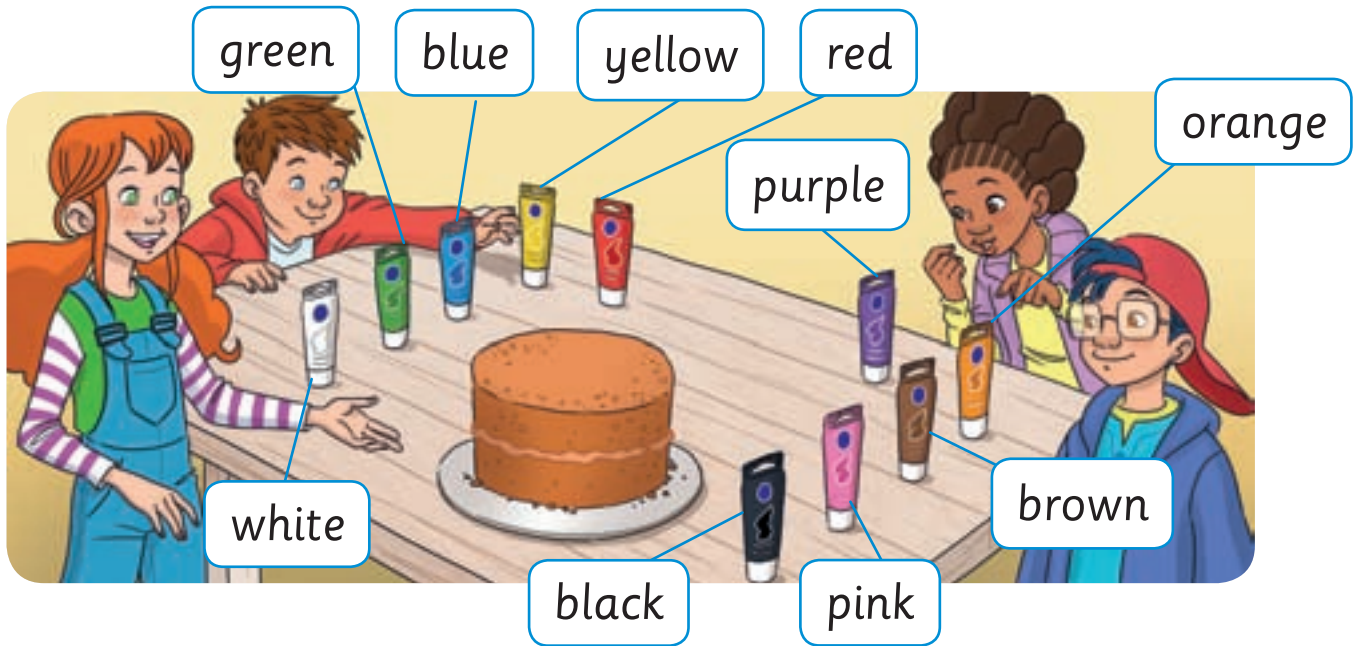








1  Listen and say. Then listen and point.




2   Listen and sing.



Red, yellow, blue or green.
What colour is it?
Green, it's green.

Black, white, pink or blue.
What colour is it?
Blue, it's blue.



Purple, orange, brown or pink.
What colour is it?
Pink, it's pink.

Green, red, brown! Oh, no!
What colour is it?
White, it's white.



3 Look at page 6. Find and say.



4  Go to page 118.

Number 1.
What colour is it?

It's green.

1











Look at my toys!

1  How many toys can you see?











Find something purple.
What other colours can you see?
How many balloons can you see?

2 Listen and stick. Then listen and say.

1 	2 	3 	4 	5 
car	plane	puzzle	yoyo	building set
6 	7 	8 	9 	10 
doll	action figure	robot	teddy	dinosaur

3 Listen and chant.

	What's this? It's a car.		What's this? It's a puzzle.		What's this? It's a doll.		What's this? It's a teddy.
	A plane and a dinosaur. A building set, too.		A robot and a yoyo.		An action figure, too.		

4 Find on page 10 and say.

1 	2 	3 
4 	5 	

1.4

What's this?

It's **a** car.

It's **an** action figure.

What's this?

It's a teddy.



- 1 **Before you read** What colour is the dinosaur?
- 2 1.6 Watch or listen and read.

The secret workshop

1 Look! It's Einstein.

And Marie.

Hello again. Come in!

Wow! What's this?

It's my dinosaur.

3 Look at this.

4 What's this?

It's a teddy.

No, it's a teddy robot!

5 And what's this? Is it a building set?

I don't know. It's very big.

What is it?
Can you guess?



3 After you read Look at the story. Read and circle.



What's this?



1 It's a
 dinosaur
 robot.

2 It's a
 yoyo
 doll.

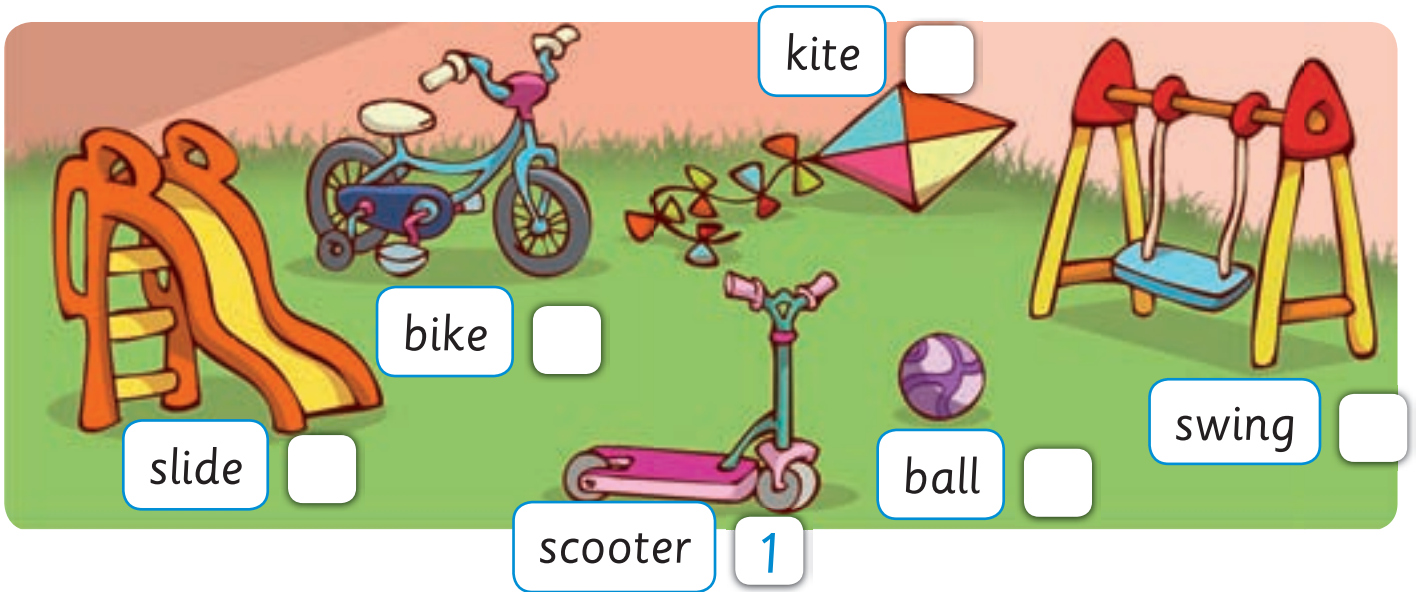
3 It's a
 car
 plane.

Values
 Be creative

4 Act out the story.

5 Design a new teddy robot. Is it big or small?

1 1.7 Listen and say. Then listen and number.



2 1.8 1.9 Listen and sing.

Come and play outside today.
Come and play with my new toy.

Is it a ? No! No, it isn't.

Is it a ? No! No, it isn't.

Is it a ? Yes! Yes, it is.

Come and play with my bike today.

Come and play outside today.
Come and play with my new toy.

Is it a ? No! No, it isn't.

Is it a ? No! No, it isn't.

Is it a ? Yes! Yes, it is.

Come and play with my scooter today.

3 Play a mime game.



What's this?

No, it isn't.

Yes, it is.

Is it a bike?

Is it a scooter?



1.10

Is it a swing?

Yes, it is.

No, it isn't.

1   1.11 Listen and tick (✓).

1



A



B



C

2



A



B



C

3



A



B



C

2   1.12 Cut out. Then listen and play.



Number 1. What's this?

Is it a bike?

No, it isn't.

The National Museum of Play



jungle gym

Is this a school?
No, it isn't. It's a
museum of toys!
It's in New York.

You can play
on a jungle gym
outside. It's fun!

Come inside.
It's fun, too.
You can see toys.
What's this?
It's a board game.



museum



board game

1 **Before you read** What's your favourite museum? What can you see there?

2  Listen and read.

3  Find out more! Watch the video.

4 **After you read** Activity Book, page 13.

Project

Make a poster of a toy museum.

- 1 Draw a picture of your favourite toy.
- 2 Write. *This is my... It's...*
- 3 Stick it on a big page.
- 4 Together, make a poster for your toy museum.
- 5 Show your poster to the class.

This is my teddy.



1  1.14 Listen and read.



What's this?

It's my new **scooter**.

Can I play with it, please?

Yes, of course. Let's play together.

Great!

2  Act out the dialogue. Use different **toys**.

bike

kite

action figure

building set

robot

Phonics

3  1.15 Listen and say.



ball



puzzle



doll



teddy

4  1.16 Listen and circle.

1 d t

3 p t

2 b p

4 b d



5  1.17 Listen and say the tongue twister.

I've got a **p**uzzle, a **d**oll, a **t**eddy and a **b**all.

1 Match and trace.

1 What's this?



It's a scooter.

2 What's this?



It's a yoyo.

3 What's this?



It's a teddy.

4 What's this?



It's a swing.

2 Look and circle.

1 Is it a ball?

Yes, it is. No, it isn't.



2 Is it a car?

Yes, it is. No, it isn't.




3 Is it an action figure?

Yes, it is. No, it isn't.



4 Is it a slide?

Yes, it is. No, it isn't.



3  Go to page 118.

Get ready for...

Pre A1 Starters Reading and Writing Part 3

1  Look at the pictures. Look at the letters. Write the words.

1





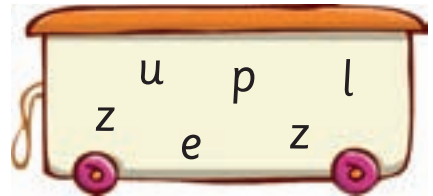
2






3





4





5



