

TEAM 3 Together

Activity Book



TEAM 3 Together

Activity Book



Contents

Starter New neighbours	2	7 In Roman times	82
1 New school	6	8 Let's celebrate!	94
2 Picnic time!	18	9 Holiday time!	106
3 Along the river	30	Bo's Learning Club	
Bo's Learning Club		Language booster 3	118
Language booster 1	42	Festivals	
4 All about jobs	44	New Year	120
5 Hobbies	56	World Friendship Day	121
6 Our town	68	World Book Day	122
Bo's Learning Club		Communication activities ..	123
Language booster 2	80	Speaking reference	132
		Progress path	134



Pearson

New neighbours

1 Look and match.

1



2



3



a

I'm Lois. I'm eight.
I'm British.

b

I'm Ash. I'm nine.
I'm Australian.

c


I'm Lottie. I'm nine.
I'm British.

2 Draw and describe yourself.

1 What's your name?

2 How old are you?

3 Where are you from?



3 Look and write the countries.




1 C h i n a



2 t _ e U _



3 A _ g _ _ t _ n _



4 A _ s _ r _ l _ a



5 T _ _ k _ y



6 th _ U _ _

4 Look at Activity 3. Read and write the nationalities.

Turkish Argentinian American Australian British ~~Chinese~~

- | | |
|--|----------------------|
| 1 My flag is red and yellow. | I'm <u>Chinese</u> . |
| 2 There are lots of small, white stars on my flag. | I'm _____. |
| 3 There's a big red cross on my flag. | I'm _____. |
| 4 My flag is blue with a small red and white cross. | I'm _____. |
| 5 My flag is white and red. | I'm _____. |
| 6 My flag is blue and white with a small yellow sun. | I'm _____. |

5 Write about your flag and your nationality.

My flag is _____.
I'm _____.

1 Complete the crossword.

basketball canoeing reading table tennis
 football tennis ~~shopping~~ swimming

1 SHOPPING

2 _____

3 _____

4 _____




5 _____




6 _____




7 _____




8 _____


2 Listen and match.


1 
Joe
 


2 
Maria
 


3 
Theo
 


4 
Sasha
 


a 

b 

c 

d 

e 

f 

3 Look at Activity 2 and complete the sentences. Then write about yourself.

- 1 Joe likes playing tennis. He doesn't like _____.
- 2 Maria likes _____. She doesn't _____.
- 3 Theo _____. He _____.
- 4 Sasha _____.
- 5 I _____.



1 Match the numbers.

67

48

26

99

82

35

thirty-

sixty-

twenty-

forty-

ninety-

eighty-

six

two

nine

five

seven

eight

2 Write the missing numbers in words. Then write your own sequence.

1	thirty	<u>forty</u>	fifty	sixty
2	twenty-two	twenty-four	_____	twenty-eight
3	ten	_____	twenty	twenty-five
4	_____	eighty-eight	eighty-seven	eighty-six
5	forty-seven	fifty	_____	fifty-six
6	_____	_____	_____	_____

3 Write the numbers in words.

1	45	<u>forty-five</u>	4	63	_____
2	12	_____	5	100	_____
3	29	_____	6	77	_____

4 Follow and solve the riddles. Write the numbers in words.

$8 + \text{_____} = 15$
 $23 - \text{_____} = 4$
 $\text{_____} + 21 = \text{_____}$
 $\text{_____} - 7 = \text{_____}$



1 After you read Look, read and complete.

Bo teacher ICT Ash



1 Lottie shows Ash the school.



2 The _____ introduces Ash to the class.



3 There's a loud noise in the _____ classroom.



4 The children meet _____.

2 Read the story again. Tick (✓) the rooms which Lottie shows to Ash.

- | | | | |
|----------------------|-------------------------------------|---------------|--------------------------|
| science lab | <input checked="" type="checkbox"/> | Music room | <input type="checkbox"/> |
| canteen | <input type="checkbox"/> | school office | <input type="checkbox"/> |
| English classroom | <input type="checkbox"/> | ICT classroom | <input type="checkbox"/> |
| headteacher's office | <input type="checkbox"/> | Art classroom | <input type="checkbox"/> |

3 Complete the sentences. Can you remember the flag? Where is Ash from?

Ash is from _____. He's _____.

















4 Values Read and tick (✓). How do you help new friends?

- 1 Don't worry! I can show you around.
- 2 Sorry, I can't help you. I'm reading a book.
- 3 Who are you? This is not your class.
- 4 Come and meet my friends Sandy and Ben.

1 Listen and tick (✓).

>>> Grammar reference, page 16

	What's her favourite day?	What's her favourite subject?	What time is her favourite subject?
 Pauline	 <input checked="" type="checkbox"/>  <input type="checkbox"/>	 <input type="checkbox"/>  <input type="checkbox"/>	 <input type="checkbox"/>  <input type="checkbox"/>
 Emma	 <input type="checkbox"/>  <input type="checkbox"/>	 <input type="checkbox"/>  <input type="checkbox"/>	 <input type="checkbox"/>  <input type="checkbox"/>

2 Look. Is it Pauline's or Emma's timetable?

	MONDAY	TUESDAY	WEDNESDAY	THURSDAY	FRIDAY
9.00	Maths	Spanish	Maths	English	Maths
10.00	BREAK				
10.30	Social Science	Natural Science	English	Social Science	Natural Science
11.30	English	PE	ICT	Art	PE
12.00	LUNCH				
1.00	Art	ICT	Spanish	ICT	ICT

It's _____ timetable.

3 Look at the timetable in Activity 2. Answer the questions.

- When does she have Spanish? She has Spanish on Tuesday at _____ and on _____ at _____.
- What time does she have Art on Thursday? On Thursday, she has Art at _____.
- What time does she have lunch every day? She has lunch _____.
- When does she have Natural Science? She has _____.
- When does she have PE? She _____.

1 Find and write the words.

sometimes always never often

_____ ✓✓✓✓✓✓✓✓

_____ ✓✓✓✓✓

_____ sometimes ✓✓✓

_____ ✗

2 Read and match.

- | | |
|----------------------|---------------------------------|
| 1 three times a week | a on Saturday and Sunday |
| 2 at the weekend | b from Monday to Sunday |
| 3 every day | c on Wednesday |
| 4 once a week | d on Thursday and Friday |
| 5 twice a week | e on Monday, Tuesday and Friday |

3 Look at the diary and complete the sentences with the words from the box.

always once a week sometimes twice a week ~~at the weekend~~

Monday	Tuesday	Wednesday	Thursday	Friday	Saturday	Sunday
lunch school canteen	lunch school canteen	Mum and Dad play tennis	Suzy and I play video games	lunch school canteen	Suzy and I watch TV play video games	Suzy watches TV
listen to music	listen to music	listen to music	listen to music	listen to music	listen to music	listen to music

- My sister Suzy watches TV at the weekend.
- I _____ listen to music.
- Mum and Dad play tennis _____.
- I _____ have lunch in the school canteen.
- Suzy and I play video games _____.

4 Write about yourself.

- I _____ (always)
- _____ (often)
- _____ (at the weekend)
- _____ (never)
- _____ (twice a week)

1 Read and complete the puzzles with the words from the box.

boarding building day Forest primary uniform



1 Your school now. / The clothes you wear at school.

2 You sleep at this school. / It starts at 9 o'clock and finishes at 3 o'clock from Monday to Friday.



3 An outdoor lesson. / The place with rooms, doors and windows where you study every day.

2 After you read Match the sentence halves.

- | | |
|------------------------------|--|
| 1 The school day starts at | a taking books home. |
| 2 School uniform is often | b an outdoor lesson. |
| 3 The school day finishes at | c 9 o'clock. |
| 4 At a boarding school, | d a jumper, a shirt and a skirt or trousers. |
| 5 A book bag is for | e 3 o'clock. |
| 6 Forest School is | f children go home at weekends. |

3 Complete. Then compare in pairs.

My favourite day at school is _____.

1 Order the words to make sentences.

Saturday What morning about

What about Saturday morning _____ ?

play video games Do you tomorrow evening want to

1 _____ ?

at 11 o'clock Let's at my house meet


_____ .

I Sorry can't

_____ .

morning I'm free Yes on Saturday

_____ .



2 ^{1.13} Order the sentences in Activity 1 to make a dialogue. Then listen and check.

3 Plan your weekend. Circle the day. Then ask and answer in pairs and tick (✓) the activities you can do together.

Activities	When?	Yes (✓)
play tennis	Saturday / Sunday	
go to the park	Saturday / Sunday	
watch a film	Saturday / Sunday	
go to the library	Saturday / Sunday	
go to the supermarket	Saturday / Sunday	
play video games	Saturday / Sunday	

Do you want to play tennis on Saturday?

Sorry, I can't.

Pronunciation

4 ^{1.14} Colour the words with the /i:/ sound. Then listen and check.

feet

peas

kick

knees

men

sleep

fell

bed

clean

swing

Reading

1 After you read Complete the table about Grace's first day at school.

a quarter to nine Mr Peers sandwiches Art
~~uniform~~ Mrs Little pencil case walk Rose

	Grace	You
What to wear to school	1 <u>uniform</u>	_____
School object to take to school	2 _____	_____
How to get to school	3 _____	_____
School starts at ...	4 _____	_____
Lunch	5 _____	_____
Friend	6 _____	_____
Teacher	7 _____	_____
Art teacher	8 _____	_____
Favourite subject	9 _____	_____

2 Circle the correct answer.

- Grace starts her new school in September / October.
- Grace is scared / sad on her first day at school.
- The school has got a small / great Art room.
- Grace likes drawing / singing and Art.
- Grace's picture is on the table / wall of the Art room.


3 Think about your first day at school and complete the table in Activity 1 for you.

Writing

1 Read and underline 13 mistakes. Then write the correct words.

my brother nick loves school. he studies spanish, english and social science.
his favourite subjects are art and natural science. he doesn't like maths.

My _____

2  Tick (✓) the words which start with a capital letter. Is it the same in your language?

names days of the week subjects
colours numbers months

tip Writing

Make sure you use a capital letter at the start of each sentence. Use a capital letter for the subject names, too!

3 Write about your favourite lesson or after-school activity.

1 Plan 

Read and answer. Make notes.

What's your favourite lesson/after-school activity? _____

Why do you like it? _____

What other lesson/activity do you like? _____

Why do you like it? _____

2 Write 

Use your notes and write.

My favourite _____

By _____

My favourite _____ is _____.

I like it because _____.

I also like _____. I like it because _____.

3 Check your work ✓

Read your text again and tick (✓).

A capital letter at the start of each sentence? Correct spelling? Clear handwriting?

- 1 Read about Ali's school day. Circle school subjects in red, school places in blue and school jobs in green.

My name's Ali. I'm 9 years old and I'm in Year 3 at Isteki Primary School.

Mr Akyol is the headteacher and Mrs Keceli is my teacher. This is my school timetable. School starts at 9 o'clock and finishes at 3 o'clock.

I have Maths and English every day. My favourite subject is Natural Science because I like animals. I have Natural Science twice a week. We sometimes go to the science lab on Wednesdays. I love it! I always have a break at 11 o'clock. Lunch is at 1 o'clock in the canteen. We never go home for lunch.

- 2 Write about your school timetable. Then make a presentation for your family.

My name's _____ . I'm _____ and I'm in Year _____ at _____ School.

_____ is the headteacher and _____ my teacher. This is my school timetable. School starts _____ and finishes _____. My favourite subject _____ because _____.

I have _____.

I always have a break _____. Lunch is _____.

Self-evaluation

My work in Unit 1 is OK / good / excellent.

My favourite lesson is the one about _____.

Now I can _____.

I need to work more on _____.

1 Find and circle eight school subjects. Then write them in alphabetical order.

N	A	T	U	R	A	L	S	C	I	E	N	C	E
U	X	O	P	M	C	Y	S	V	B	T	U	L	N
G	C	M	D	A	R	T	U	N	D	L	N	V	G
N	E	U	N	T	I	C	S	L	O	I	C	T	L
Y	F	S	F	H	E	H	I	L	F	P	B	X	I
W	N	I	R	S	P	A	N	I	S	H	S	Y	S
S	O	C	I	A	L	S	C	I	E	N	C	E	H
F	E	C	D	E	Z	D	C	C	B	W	Y	R	G

1 Art 2 _____ 3 _____ 4 _____
 5 _____ 6 _____ 7 _____ 8 _____

2 Who works at your school? What do they do?

1 Mrs García is the Maths teacher.
 2 _____ is _____.
 3 _____ is _____.
 4 _____ is _____.

3 Look and write sentences.

1 Carmen _____
 _____.

2 Mo _____
 _____.

3 Renata _____
 _____.

4 Eduardo _____
 _____.

Vocabulary and Grammar reference

Vocabulary

1 Translate the words into your language. Add more words to the list.

School subjects

Art _____
 English _____
 ICT _____
 Maths _____
 Music _____
 Natural Science _____
 PE _____
 Social Science _____
 Spanish _____

People at school

dinner lady _____
 headteacher _____

Places at school

science lab _____

Frequency adverbs

always _____
 often _____
 sometimes _____
 never _____

 every day _____
 at the weekend _____
 once a week _____
 twice a week _____
 three times a week _____

Grammar

2 Read and complete.

often ~~on~~ every at has twice weekend

Present simple with dates and times

I/You	have Maths	¹ <u>on</u> Mondays.	
He/She/It	² _____ lunch		³ _____ 1 o'clock.
We/You/They	don't have Art	at the ⁴ _____	at half past ten.

Adverbs of frequency 1

I/You	always	fly a kite.
He/She/It	⁵ _____	plays the guitar.
We/You/They	sometimes never	play tennis.

Adverbs of frequency 2

I/You	fly a kite	⁶ _____ day.
He/She/It	plays the guitar	once a week.
We/You/They	play tennis	⁷ _____ a week. three times a week.

Get ready for...

A1 Movers Reading and Writing Part 4

Do!

1



Read the text. Choose the right words and write them on the lines.

My first day at school



My name's Hana. Today is my first day at school. I get up at 8 o'clock (1) every day. Then I have breakfast and I go to school.

The school day (2) _____ at 9 o'clock and finishes (3) _____ 3 o'clock.

My favourite subject is Natural Science. We have it (4) _____ a week: on Monday, Wednesday and Friday.

(5) _____ Fridays we sometimes go to the science lab. I like it because we learn about plants and animals. I also like PE very much. I (6) _____ play tennis at the weekend: on Saturdays with my parents and on Sundays with my friends. It's fun!

1 always / every day / morning

2 starts / start / starting

3 in / at / on

4 twice / three times / three

5 At / In / On

6 never / every day / always