

# TEAM 4 Together

Activity Book



# TEAM 4 Together

Activity Book



## Contents

<b>Starter</b> Welcome back .....	2	<b>8</b> Let's get creative! .....	94
<b>1</b> Talent show .....	6	<b>9</b> Into the wild .....	106
<b>2</b> Then and now .....	18	<b>Bo's Learning Club</b>	
<b>3</b> Let's explore! .....	30	Language booster 3 .....	118
<b>Bo's Learning Club</b>		<b>Festivals</b>	
Language booster 1 .....	42	Harvest Festival .....	120
<b>4</b> Off to the shops .....	44	World Water Day .....	121
<b>5</b> Animals in danger .....	56	Youth Service Day .....	122
<b>6</b> Staying healthy .....	68	<b>Communication activities</b> .....	123
<b>Bo's Learning Club</b>		<b>Irregular verbs</b> .....	131
Language booster 2 .....	80	<b>Speaking reference</b> .....	132
<b>7</b> Curtain up! .....	82	<b>Progress path</b> .....	134



Pearson

# Welcome back


1 Look, read and match.



Ash



Lottie



Lois



Bo

a What about Tuesday?

c After we have dinner I've got a tennis lesson.

b I'm helping Lottie.

d It was great to be back at school and see all our friends again!

2 Listen and complete.

library chess club tennis lesson computer games ~~Music lesson~~



Hello! I'm Vicki.

Weekly planner

Monday	Tuesday	Wednesday	Thursday	Friday
Music lesson				

3 Choose three days of the week. Write what you do.

*On Mondays I play basketball.*

---



---



---

4 What are they doing? Write and match.

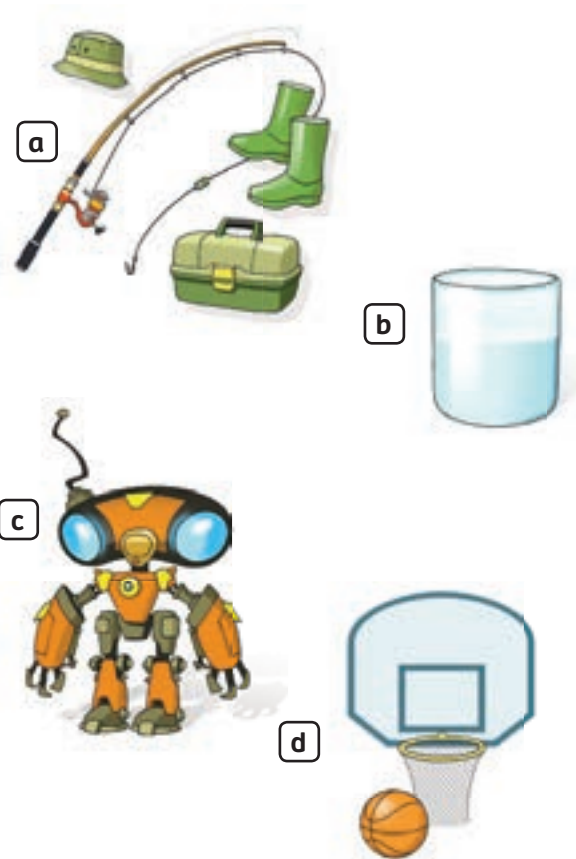
1 Dan / build a robot

*Dan is building a robot.*



2 Carmen and Emilia / play basketball

3 I / drink a glass of water

4 Ata and Kiral / fish



1 Listen, look and write 1 or 2.



2 Look at Activity 1 and write *after*, *before* or *when*.

- 1 On Saturdays I play computer games after I go fishing with my dad.
- 2 \_\_\_\_\_ I get home, I always do my homework.
- 3 On Thursdays, \_\_\_\_\_ I have Natural Science, I play football with my friends.
- 4 \_\_\_\_\_ I have my piano lessons, I usually listen to music.

3 Rewrite the sentences.

- 1 I play tennis and then I go home.  
After I play tennis, I go home.
- 2 He goes to the library and reads a book there.  
When he \_\_\_\_\_, he \_\_\_\_\_.
- 3 My sister does her homework and then she watches TV.  
Before my sister \_\_\_\_\_, she \_\_\_\_\_.
- 4 We have lunch and then we go to the park.  
After we \_\_\_\_\_, we \_\_\_\_\_.
- 5 They visit their granny and they play board games with her.  
When they \_\_\_\_\_, they \_\_\_\_\_.
- 6 On Mondays you have Maths first and then you have Art.  
On Mondays, before you \_\_\_\_\_, you \_\_\_\_\_.



## 1

## Talent show


## Vocabulary

1  Look at Pupil's Book page 8 and complete the sentences.

- 1 The child with a bucket is building a \_\_\_\_\_.
- 2 The boy buying an ice cream has got \_\_\_\_\_ hair.

2 Look at the six children and write the adjectives. Then write their opposites to make pairs.


rude ~~shy~~ unfriendly mean tidy kind lazy polite  
untidy ~~confident~~ hard-working friendly



- |   |            |                  |
|---|------------|------------------|
| 1 | <u>shy</u> | <u>confident</u> |
| 2 | _____      | _____            |
| 3 | _____      | _____            |
| 4 | _____      | _____            |
| 5 | _____      | _____            |
| 6 | _____      | _____            |

## I'm learning

Some words can be organised in opposite pairs, for example, *friendly* and *unfriendly*. When you learn a new word, try to think of its opposite pair. You can use a thesaurus to help you.

3  Look at Activity 2 and number. Then make sentences for the other words in Activity 2. Play a guessing game with your partner.


- |  |                          |  |                          |
|--|--------------------------|--|--------------------------|
| a She's very busy.                         | <input type="checkbox"/> | d She's got all her things in order.       | <input type="checkbox"/> |
| b He always says 'please' and 'thank you'. | <input type="checkbox"/> | e He's afraid to talk to new people.       | <input type="checkbox"/> |
| c He's got a lot of friends.               | <input type="checkbox"/> | f She doesn't care about others' feelings. | <input type="checkbox"/> |

1 After you read Read and complete. Then match.

dog talent show ~~friendly~~ better ball

The talent show

- 1 Lois and Bo meet a friendly dog before Lottie goes on stage at the \_\_\_\_\_.
- 2 The \_\_\_\_\_ goes on stage.
- 3 Everyone thinks Lottie is \_\_\_\_\_ than the others!
- 4 Bo helps Lottie because she's got a problem when she tries to get the first \_\_\_\_\_.



2 Read and write True or False.

- 1 Susanna is very shy when she's singing on stage. False
- 2 Lottie eats an apple before she goes on stage. \_\_\_\_\_
- 3 Lottie looks shy when she's on stage. \_\_\_\_\_
- 4 The dog jumps on stage to get the balls. \_\_\_\_\_
- 5 The dog's name is Rayner. \_\_\_\_\_

3 Correct the false sentences in Activity 2.

Susanna is very confident when she's singing on stage.

---



---





---

4 Values Read and tick (✓). How do you help your friends develop their talents?

- 1 Don't worry! You're good at juggling!
- 2 She's more confident than you! She's going to win.
- 3 Juggling is too difficult for you. You can't do it.
- 4 You've worked very hard! Well done! You can do it!



1  Look, read and choose the correct answer.  Grammar reference, page 16  
Then write the names of the children.










I'm Lucy. Look at this photo. The girl with the glasses is me and these are my (1) best friends at school. Andrew and Ben have got curly hair, but Andrew's hair is (2) \_\_\_\_\_ than Ben's. Ann is (3) \_\_\_\_\_ hard-working of us all. She always gets (4) \_\_\_\_\_ marks in exams than me. Ann is (5) \_\_\_\_\_ than Ben, but Andrew is the (6) \_\_\_\_\_ of us all. I love my friends!

- |                 |                |                |
|-----------------|----------------|----------------|
| 1 better        | good           | best           |
| 2 curly         | curlier        | curliest       |
| 3 the most      | more           | most           |
| 4 good          | best           | better         |
| 5 the shiest    | shier          | shy            |
| 6 not confident | more confident | most confident |

2 Complete the sentences.

dangerous ~~unfriendly~~ rude bad polite

- Sofia is more unfriendly than Hugo. She doesn't play with us.
- I'm \_\_\_\_\_ than my brother. I always say 'please' and 'thank you'.
- This film is \_\_\_\_\_ than that film because it's very boring.
- She is the \_\_\_\_\_ girl in the class because she never says 'hello' to anybody.
- I think climbing is one of the \_\_\_\_\_ sports I know.

3  Answer the questions for you. Then compare with your partner.

- Who's the tallest person in your family? \_\_\_\_\_
- Who's more hard-working than you in your class? \_\_\_\_\_
- Which subject is the most interesting? \_\_\_\_\_

1 Look and match. Then number.

- |          |             |
|----------|-------------|
| 1 count  | experiments |
| 2 spell  | hats        |
| 3 do     | a cake      |
| 4 bake   | pizza       |
| 5 throw  | toys        |
| 6 fix    | a ball      |
| 7 juggle | fingers     |
| 8 make   | a word      |



2 Listen and tick (✓).



	great at	good at	not very good at	terrible at
make pizza	✓			
bake a cake				
fix toys				
juggle more than two balls				
spell new words				

3 Look at the table in Activity 2. Complete the sentences.

- Olivia is great at making pizza and \_\_\_\_\_ a cake.
- She's \_\_\_\_\_ toys.
- She's \_\_\_\_\_ new words.
- She's \_\_\_\_\_ more than two balls at a time.

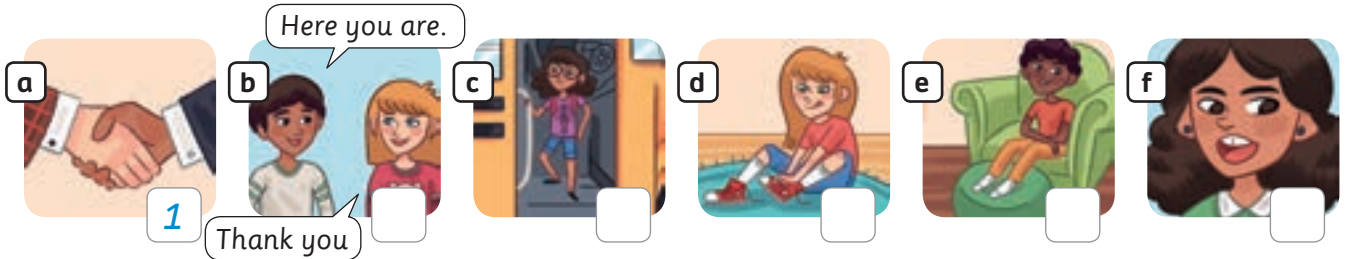
4 Look at Activity 2 and tick (✓) for you. Use a different colour. Then compare with your partner.

I'm terrible at making pizza.

Me too!

1 Read, look and number.

- 1 ~~handshake~~ 2 get off the bus 3 mouth wide open  
4 take off your shoes 5 good manners 6 put your feet up



2 After you read Read and answer the questions.

- What do British parents ask children when they don't say 'please'?  
*What's the magic word?*
- What do you say to the bus driver in the UK when you get off the bus?
- Where is it best to give a strong handshake?
- Where is it good manners to take off your shoes at home?
- Where is it rude to show the bottom of your feet?

3 Write two different bad manners for each place.

- In the UK it's bad manners when you *don't finish everything on your plate* and when you \_\_\_\_\_.
- In the USA it's bad manners when you \_\_\_\_\_ and when you \_\_\_\_\_.
- In China it's bad manners when you \_\_\_\_\_ and when you \_\_\_\_\_.
- In South America it's bad manners when you \_\_\_\_\_ and when you \_\_\_\_\_.

4 Make a poster about good and bad manners at school. Then make a class display.

1  Look at the pictures and complete the table.



untidy long hair juggling dark hair  
confident ~~fair hair~~ straight hair  
curly hair short hair fixing toys



	What does he look like?	What's he like?	What's he good at?
Mike	<u>fair hair</u>		
Paul			

2  1.13 Order the sentences to make a dialogue. Listen and check.

- 1 Who's that girl over there?
- What's she like?
- Which one?
- She's really kind. She seems very friendly. She's very good at throwing a ball! Come and meet her!
- Oh, that's Mia. She's new at school.
- Cool!
- The short one with curly hair and glasses.



3  Now practise the dialogue in Activity 2 in pairs. Use your own ideas for the underlined words.

### Pronunciation

4  1.14 Listen and tick (✓) the words you hear. Then circle in red the words with the /eə/ sound and in blue the words with the /eɪ/ sound.

<u>square</u> ✓	peas	bake	read	play
funfair	wear	lazy	like	shy

Reading

1 After you read Look and write.

circus magnet ill glass box trapeze diamond



1 magnet



2



3



4



5



6

2 Circle the correct answer.

- 1 There was a dinner party at Mrs Sillitoe's / Inspector Fleming's house.
- 2 There was a diamond in a glass / jewellery box.
- 3 The diamond was a present from the King to Mrs Sillitoe's grandmother / grandfather.
- 4 Mr Waters is older / younger than Miss Allen.
- 5 Mr Allen does experiments with diamonds / magnets.
- 6 Miss Allen works in a circus / theatre.

3 How did they get the diamond? Read and put the underlined words in the correct place. Rewrite the text.

Mrs Sillitoe went to the diamond. Miss Allen used Mr Allen's door to get the magnet. Mr Waters watched London with the glass box.

Mrs Sillitoe watched the

---



---



---

Writing

tip Writing

Use these words to link ideas: *and, or, but, so, because.*

1 Complete the sentences with *and, or, but, so* or *because*.

- 1 Maria is kind and friendly, \_\_\_\_\_ she hasn't got many friends.
- 2 I don't have much money, \_\_\_\_\_ this sandwich is cheap \_\_\_\_\_ I can buy it.
- 3 What's more delicious: a cheesecake \_\_\_\_\_ a cupcake?
- 4 I can kick \_\_\_\_\_ throw a ball very quickly, \_\_\_\_\_ be careful!
- 5 This room is very untidy \_\_\_\_\_ the children are playing.

2 Write about someone important in your life.

1 Plan

Read and answer. Make notes.

- Who are you writing about? \_\_\_\_\_
- What does he/she look like? \_\_\_\_\_
- What is he/she like? \_\_\_\_\_
- What does he/she like doing? \_\_\_\_\_

2 Write

Use your notes and write your description.

\_\_\_\_\_ by \_\_\_\_\_

My \_\_\_\_\_ is \_\_\_\_\_

\_\_\_\_\_ likes \_\_\_\_\_

\_\_\_\_\_ doesn't like \_\_\_\_\_

I like \_\_\_\_\_


3 Check your work ✓

Read your text again and tick (✓).

- Linking words?  A capital letter at the start of each sentence?
- A full stop at the end of each sentence?  Correct spelling?
- Clear handwriting?

3 In groups, compare your descriptions. Which people are similar?

1 Make your own avatar to help you learn English. Then write, circle and draw.



## My avatar

Name

Age

**What does he/she look like?**

Hair

shy / confident / lazy / hard-working / friendly  
 unfriendly / kind / mean / tidy / untidy / polite / rude

counting quickly / spelling difficult words  
 juggling three balls / making pizzas / baking cakes  
 throwing balls / fixing toys / doing experiments

Great at

Good at

Terrible at

2 Look at Activity 1 and describe your avatar.

*My avatar's name is*

---



---



---



---



---

### Self-evaluation

My work in Unit 1 is OK / good / excellent.

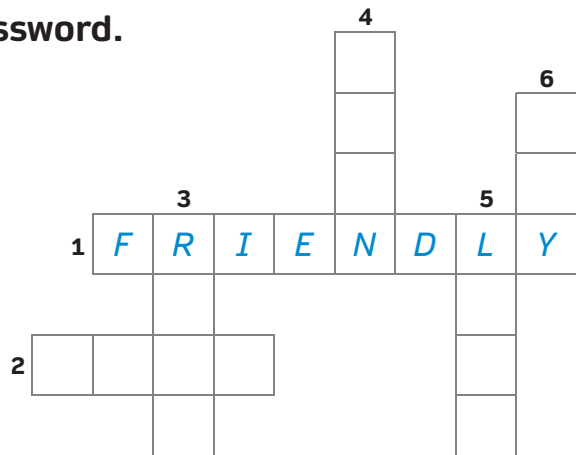
My favourite lesson is the one about \_\_\_\_\_ .

Now I can \_\_\_\_\_ .

I need to work more on \_\_\_\_\_ .

1 What are they like? Complete the crossword.

- 1 They make friends very easily.
- 2 They've got all their things in order.
- 3 They never say 'please' or 'thank you'.
- 4 They aren't kind to other people.
- 5 They don't want to work very hard.
- 6 They're nervous when they meet new people.



2 What do these words mean? Use the words in Activity 1 and write.

- |             |                |                |       |
|-------------|----------------|----------------|-------|
| 1 confident | <u>not shy</u> | 4 polite       | _____ |
| 2 untidy    | _____          | 5 hard-working | _____ |
| 3 kind      | _____          | 6 unfriendly   | _____ |

3 Write the correct form of the words in brackets.

- 1 My friend José is friendlier (friendly) than my friend Benjamin.
- 2 Tamar's bedroom is the \_\_\_\_\_ (untidy) room in the house.
- 3 This is the \_\_\_\_\_ (good) film and this is the \_\_\_\_\_ (bad) chocolate!
- 4 The red house is \_\_\_\_\_ (big) than the green house.
- 5 Lucia is the \_\_\_\_\_ (confident) student in class.

4 Look and write the sentences.



- |                                |  |
|--------------------------------|--|
| 1 My sister / not very good at | <u>My sister isn't very good at throwing a ball.</u> |
| 2 Paolo / terrible             | _____  |
| 3 Amy / great at               | _____  |
| 4 We / good at                 | _____  |
| 5 You / not very good at       | _____  |



## Vocabulary

1 Translate the words into your language. Add more words to the list.

### Personality adjectives

confident \_\_\_\_\_  
 friendly \_\_\_\_\_  
 hard-working \_\_\_\_\_  
 kind \_\_\_\_\_  
 lazy \_\_\_\_\_  
 mean \_\_\_\_\_  
 polite \_\_\_\_\_  
 rude \_\_\_\_\_  
 shy \_\_\_\_\_  
 tidy \_\_\_\_\_  
 unfriendly \_\_\_\_\_  
 untidy \_\_\_\_\_  
 \_\_\_\_\_  
 \_\_\_\_\_

### Hobbies

bake a cake \_\_\_\_\_  
 count \_\_\_\_\_  
 do experiments \_\_\_\_\_  
 fix toys \_\_\_\_\_  
 juggle \_\_\_\_\_  
 make pizza \_\_\_\_\_  
 spell \_\_\_\_\_  
 throw a ball \_\_\_\_\_  
 \_\_\_\_\_  
 \_\_\_\_\_

## Grammar

2 Read and complete.

more worst ~~than~~ better the confident making She are

### Short adjectives - comparative

José is kinder <sup>1</sup> than Paul.

### Long adjectives - comparative

My brother is <sup>2</sup> \_\_\_\_\_ hard-working than my sister.

### Short adjectives - superlative

My friends are <sup>3</sup> \_\_\_\_\_ quietest in the library.

### Long adjectives - superlative

Sam and Alex are the most <sup>4</sup> \_\_\_\_\_ students in class.

### Irregular adjectives - comparative

Clara is <sup>5</sup> \_\_\_\_\_ than Lucia at Maths.

### Irregular adjectives - superlative

Wei is the <sup>6</sup> \_\_\_\_\_ at juggling.

### Changes in spelling

shy → shier → the shiest  
 big → bigger → the biggest

I	am	great at	juggling.
He / <sup>7</sup> _____ / It	is	good at	<sup>9</sup> _____
You / They	<sup>8</sup> _____	not very good at	pizza.
		terrible at	

# Get ready for...

## A1 Movers Reading and Writing Part 2

Do!

1



Read the text and choose the best answer.

- What did you do last weekend?
  - I meet a cousin who lives in the US.
  - I met a cousin who lives in the US.
  - I'm meeting a cousin who lives in the US.
- What does he look like?
  - He's kind and friendly.
  - No, he doesn't.
  - He's tall with short, black, curly hair.
- Is he the youngest of your cousins?
  - No, he's the oldest.
  - No, he doesn't.
  - Yes, he's younger than me.
- What's he like?
  - He likes making pizza, but he doesn't like baking a cake.
  - He's very polite and he seems very confident.
  - He's a student and he likes spelling words.



- What's he good at?
  - He's very good at baseball but very bad at doing tricks!
  - He's terrible at throwing a ball.
  - No, he isn't good.

## A1 Movers Speaking Part 4

2



Let's talk about you. Answer the questions.

- What do you look like?  
I've got \_\_\_\_\_.
- What are you like?  
I'm \_\_\_\_\_ and \_\_\_\_\_.
- What are you good at?  
I'm good at \_\_\_\_\_.

