

Technical English

1

Course Book

David Bonamy

Contents

Unit 1 Check-up	1.1 Basics p.4	Meeting and greeting people Using forms Following instructions	Verb <i>be</i> <i>I'm Danielle. I'm a technician.</i> Imperatives	Basic vocabulary: <i>say, write ...</i> Tools, fixings, electrical parts, occupations
	1.2 Letters and numbers p.6	Exchanging information Using forms Units of measurement	<i>How do you spell ...?</i>	Personal details Cardinal numbers Alphabet Abbreviations of units: <i>kg, m</i>
	1.3 Dates and times p.8	Using numbers Talking about travel timetables Making appointments	<i>LH three oh six. Monday the twenty-eighth of December.</i>	Ordinal numbers Dates and times Decimals
Unit 2 Parts (1)	2.1 Naming p.10	Identifying things	<i>What's that? I think it's a car. What's this called? this, that, these, those</i>	Parts: <i>wheel, axle, plate ...</i> Fixings: <i>nuts, bolts, nails ...</i> Vehicles: <i>car, bike, plane ...</i>
	2.2 Assembling p.12	Using checklists Saying what you need for a job Using an instruction manual	<i>I need some bolts. What size? Imperative + object + location: Put the wheel on the axle.</i>	Verbs: <i>loosen, tighten, push ...</i> Linear: <i>mm, mil, millimetre</i>
	2.3 Ordering p.14	Using voicemail Ordering by phone Introducing yourself and others	<i>How many do you need? What's your name? Please spell that.</i>	Numbers: <i>double 5, zero</i> Sizes: <i>small, medium, large</i> Colours: <i>red, blue, black ...</i>
Review Unit A p.16				
Unit 3 Parts (2)	3.1 Tools p.20	Describing components Using a product review	Present simple of <i>have</i> <i>My multi-tool has blades and a spanner.</i>	Tools: <i>spanner, (a pair of) pliers</i> Parts of tools: <i>shaft, blade, head ...</i>
	3.2 Functions p.22	Saying what things do Describing a product Talking about people's jobs	Present simple <i>What does this handle do? Where do you work?</i>	Verbs: <i>measure, grip, cut, open ...</i> Everyday tools: <i>torch, alarm ...</i> Occupations: <i>operator, technician ...</i>
	3.3 Locations p.24	Saying where things are	Adverbials and prepositions of location <i>Where is it? It's at the top.</i>	Location: <i>top, bottom, middle ...</i> Computer and electronic equipment
Unit 4 Movement	4.1 Directions p.26	Describing direction of movement	Adverbials of direction <i>can, can't, cannot</i> <i>Can a helicopter fly backwards? Yes, it can.</i>	Direction: <i>up, down, forwards ...</i> Adverbs: <i>straight, vertically</i> Angles: <i>degrees</i>
	4.2 Instructions p.28	Using an instruction manual	Imperative + present simple <i>Push the joystick upwards and the plane accelerates.</i>	Movement: <i>ascend, descend ...</i> Controls: <i>joystick, slider ...</i> Speed: <i>km/h, m/s</i>
	4.3 Actions p.30	Using an instruction manual Giving and following instructions Explaining what happens	<i>When</i> clause <i>When you pull the lever backwards, the truck reverses.</i>	Movement: <i>drive, reverse ...</i>
Review Unit B p.32				
Unit 5 Flow	5.1 Heating system p.36	Explaining how fluids move around a system Using a flow chart	Present simple <i>The water flows through the pipe into the tank.</i> Prepositions of movement	Parts of a fluid system: <i>inlet ...</i> Prepositions: <i>into, out of, to ...</i> Verbs: <i>enter, flow, sink ...</i>
	5.2 Electrical circuit p.38	Explaining how an electrical circuit works	Zero conditional <i>If the battery is empty, the current doesn't flow.</i>	Circuit: <i>battery, conductor ...</i> Electrical units: <i>ampere, watt</i>
	5.3 Cooling system p.40	Explaining how cooling systems work Describing everyday routine	Reference words: <i>here, it, this</i> Present simple in routines	Cooling system parts: <i>engine, fan ...</i> Temperature: <i>degrees Celsius</i>
Unit 6 Materials	6.1 Materials testing p.42	Giving a demonstration Explaining what you're doing	Present continuous <i>I'm stretching the rope.</i>	Verbs: <i>bend, cut, compress ...</i> Spelling: <i>strike/striking ...</i>
	6.2 Properties p.44	Describing the properties of materials	<i>What's it made of? You can't bend it. = It's rigid.</i>	Materials: <i>aluminium, graphite ...</i> Properties: <i>hard, rigid, tough ...</i>
	6.3 Buying p.46	Using a customer call form Buying and selling by phone Checking Starting a phone call	<i>What's your email address? Could you spell/repeat that? How many would you like?</i>	Email/Web addresses: <i>at, dot ...</i> Prices: <i>euro, dollar</i>
Review Unit C p.48				

Grammar summary p.100

Reference section p.106

Unit 7 Specifications	7.1 Dimensions p.52	Specifying dimensions Using a specifications chart	<i>How long is it? It's 9 mm long. The length of the road is 120 km.</i>	Bridge parts: <i>deck, pier, pylon</i> Adjectives/nouns: <i>long/length, high/height</i> Linear and weight: <i>mm, m, kg ...</i>
	7.2 Quantities p.54	Specifying materials Buying materials for a job Using a materials checklist	Countable and uncountable nouns <i>I'd like some paint, please.</i>	Substances: <i>glue, cement, oil ...</i> Containers: <i>tube, tin, bag ...</i> Area and volume: <i>m², m³, litre ...</i>
	7.3 Future projects p.56	Describing plans for the future Using a Gantt chart	<i>will, won't</i> Time expressions: <i>in 2015, at the end of 2015</i>	Verbs: <i>attach, complete, connect ...</i>
Unit 8 Reporting	8.1 Recent incidents p.58	Taking an emergency call Explaining what has happened Checking on progress	Present perfect <i>I've checked the brakes. Have you checked the tyres?</i>	Car repair: <i>brakes, exhaust pipe ...</i> Building site: <i>beam, bucket, digger ...</i>
	8.2 Damage and loss p.60	Reporting damage Dealing with a customer	Past participles as adjectives: <i>It's broken. They're dented. There are some scratches on the screen. There's no user manual.</i>	Electrical: <i>antenna, plug ...</i> Damage: <i>bent, broken, dented ...</i> Loss: <i>missing ...</i>
	8.3 Past events p.62	Discussing past events Phoning a repair shop	Past simple <i>They launched it in 2006. Time expressions: in 2008, on 5th October, fifty years ago ...</i>	Time: <i>today, yesterday, a week ago ...</i> Revision of dates and years <i>more than, less than</i>
Review Unit D p.64				
Unit 9 Troubleshooting	9.1 Operation p.68	Explaining how things work Explaining what things do	Revision of present simple <i>The handlebar steers the airboard.</i>	Verbs: <i>control, drive, press ...</i> Parts: <i>body, lever ...</i> Connections: <i>attached to, mounted on ...</i>
	9.2 Hotline p.70	Listening to an automated phone message Using a service hotline Taking a customer through a problem and solution	<i>Is the computer connected to the adapter? Short answers: Yes, I have. No, it doesn't. Yes, it is.</i>	Electronics and computing: <i>RF/SCART socket, router, modem ...</i> Connections: <i>connected to</i>
	9.3 User guide p.72	Using a flow chart Using a troubleshooting guide	Zero conditional + imperative <i>If it doesn't start, check the cable.</i>	Electronics: <i>LED, loose (cable) ...</i> Computing: <i>disk drive, printer ...</i> Car repair: <i>flat (battery) ...</i>
Unit 10 Safety	10.1 Rules and warnings p.74	Following safety rules Giving and following warnings Using safety signs	<i>could, might, must Always... Don't... You mustn't... You might trap your hand.</i>	Safety gear: <i>hard hat, gloves ...</i> Hazards: <i>poison, danger ...</i> Accidents: <i>hurt, injure, trap ...</i> Shapes: <i>circular, round ...</i>
	10.2 Safety hazards p.76	Giving and following warnings Noticing safety hazards Reporting safety hazards	Past tense of <i>be</i> <i>The fire exit was locked. There were no fire extinguishers.</i>	Hazard nouns: <i>gap, bare wire ...</i> Hazard adjectives: <i>coiled, damaged, locked ...</i> Safety: <i>fire exit, safety cone ...</i>
	10.3 Investigations p.78	Investigating an accident Reporting an accident Giving, accepting and turning down an invitation	Questions in the past simple <i>Where? When? How high? What? How far? How many?</i>	Nouns on a form: <i>position, altitude, distance ...</i>
Review Unit E p.80				
Unit 11 Cause and effect	11.1 Pistons and valves p.84	Expressing causation, permission and prevention Explaining how a four-stage cycle works	Verb constructions <i>cause, allow + to infinitive make, let + bare infinitive stop, prevent + from + gerund</i>	Hydraulics: <i>chamber, inlet, outlet ...</i>
	11.2 Switches and relays p.86	Explaining how a relay circuit works Giving an oral presentation	Further practice of verb patterns in 11.1	Electrical: <i>battery, buzzer, earth ...</i>
	11.3 Rotors and turbines p.88	Explaining how a wind turbine works Giving an oral presentation Making suggestions	Further practice of verb patterns in 11.1 Reference words: <i>it, one</i>	Turbines: <i>blade, brake, gear ...</i> Verbs: <i>drive, rotate, send ...</i>
Unit 12 Checking and confirming	12.1 Data p.90	Describing specifications Expressing approximation Checking that data is correct	Revision of question forms <i>Is that correct? No, that's wrong.</i>	Approximation: <i>about, over, at least ...</i> Nouns: <i>mass, rotation</i>
	12.2 Instructions p.92	Following spoken instructions Confirming actions Describing results of actions	Revision of imperative with present continuous	Revision of controls, vehicles, direction adverbs, verbs of movement
	12.3 Progress p.94	Describing maintenance work Checking progress with a Gantt chart	Revision of present perfect, past simple, present continuous, and <i>will</i>	Maintenance and repair: <i>check, inspect, assemble ...</i>
Review Unit F p.96				

1

Check-up



1 Basics

Start here 1 02 Listen and complete the dialogues with the words in the box.

am are I'm is name's

- 1 ● Hello. I (1) am Hans Beck.
○ Hi. My name (2) _____ Pedro Lopez.
● Pleased to meet you.
- 2 ● Excuse me. (3) _____ you Mr Rossi?
○ Yes, I am.
● Pleased to meet you, Mr Rossi. (4) _____ Danielle Martin.
○ Nice to meet you, Danielle.
- 3 ● Hi. My (5) _____ Jamal.
○ Hello, Jamal. (6) _____ Borys.
● Good to meet you, Borys. (7) _____ you from Russia?
○ No, (8) _____ from Poland.

2 Work in pairs. Practise the dialogue in 1 with your partner. Talk about yourself.

Writing 3 Complete the form about yourself. Use block capitals.

Name _____	Country _____	Occupation _____
---------------	------------------	---------------------

Speaking 4 Work in pairs. Ask and answer questions.

- A: Hello. What's your name? B: I'm Kato.
A: Where are you from? B: I'm from Japan.
A: What do you do? B: I'm a builder/an electrician/a student.

I am I'm
My name is My name's
What is What's

What do you do? = What's your job/occupation?

Listening 5  03 Play this game. Listen. Only follow the instructions if the speaker says *Please*.

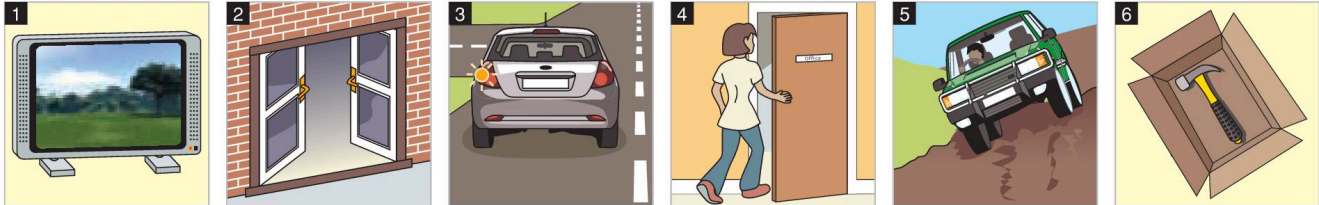
Vocabulary 6 Match the opposites.

pick up raise read say stand start

listen lower put down sit stop write

Example: stand ≠ sit

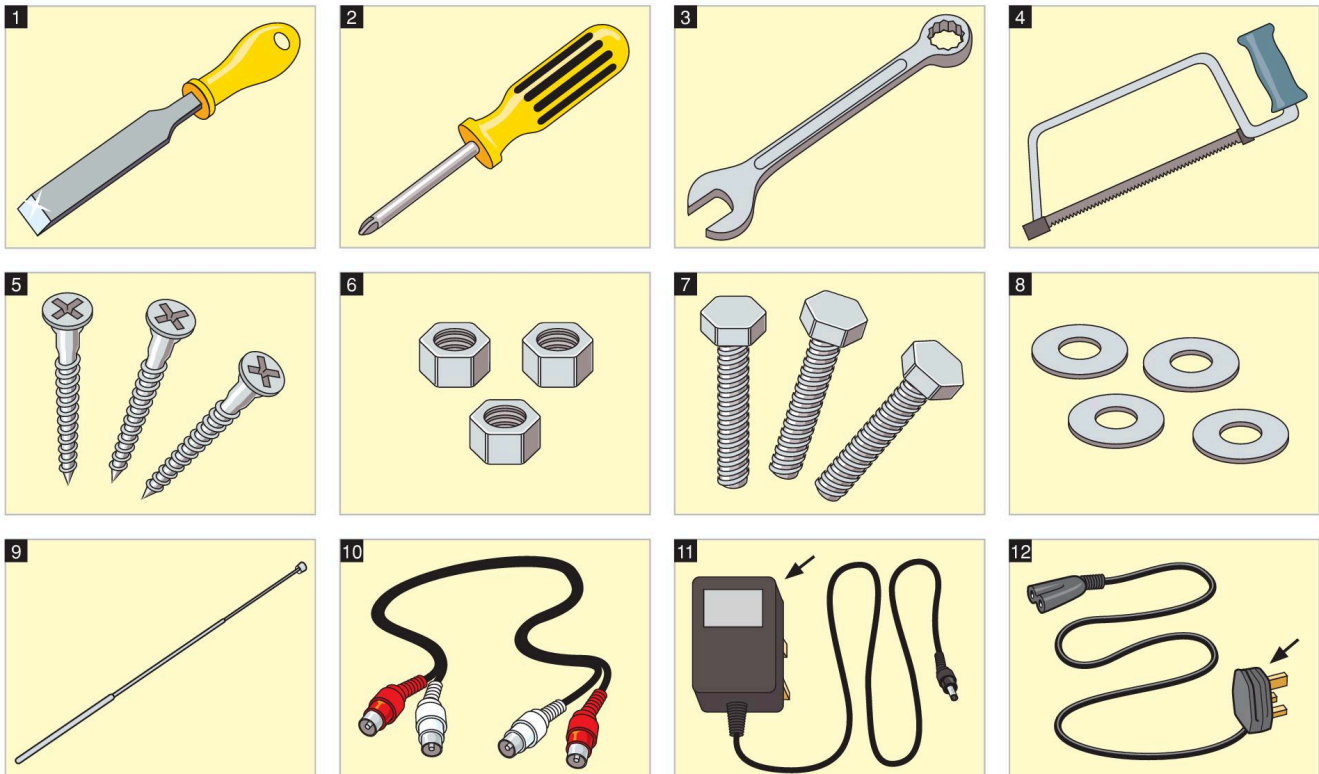
7 Try this quiz. Choose the correct answer.



- | | | | |
|-----------------|----------------|----------------|-------------------|
| 1 The TV is | a) on. | b) off. | |
| 2 The doors are | a) closed. | b) open. | |
| 3 Turn | a) left. | b) right. | |
| 4 Go | a) in. | b) out. | |
| 5 Drive | a) up. | b) down. | |
| 6 The hammer is | a) in the box. | b) on the box. | c) under the box. |

8 Match the pictures with the words in the box.

adapter antenna bolts cable chisel nuts plug
saw screws screwdriver spanner washers



2 Letters and numbers

- Start here** 1 04 Listen and correct the four mistakes in the business card.
- Listening** 2 05 Listen and complete the forms.



1

Surname	___ A ___ L ___
Company	___ ___
Email address	___ q ___ @ ___ .com

2

Emergency service	FIRE
Address	___ E ___ S ___ Street
Postcode	___ 4 ___ N ___
Surname	___ A T ___ E ___ S



3 **Problems with your product?**
Phone CUSTOMER SERVICE HELPLINE


Full name	PIETER ___ R ___ U ___
Postcode	2 ___ ___
House number	___
Model number	___ 8 ___

- Speaking** 3 Dictate and spell out details from your business card to your partner.
- 4 Put all the letters of the alphabet into the correct column.

three	eight	five	ten	two	EXCEPTIONS
B _ _ _	A _ _ _	I _	F _ _ _	Q _ _	_ _
_ _ _ _			_ _ _		

- 5 Work in groups. Have a spelling competition.
- Team A: Make a list of ten countries. Check the spelling. Then ask Team B to spell them correctly.
- Team B: Make a list of ten capital cities. Check the spelling. Then ask Team A to spell them correctly.
- Example: How do you spell EGYPT? How do you spell TOKYO?*

Listening 6  06 Listen and match the pictures with the announcements.



7 Listen again and complete the sentences with numbers and letters.

- 1 Counter number _____, please.
- 2 This is Radio _____ on _____ FM.
- 3 Please pay _____ pounds and _____ pence.
- 4 The _____ train to Oxford will depart from platform number ____.
- 5 Flight number _____ is boarding now. Please go to gate number ____.
- 6 To donate money to Live Aid, ring this number now: _____.
- 7 Begin countdown now: _____ ...

Speaking 8 Play *FIZZ BUZZ*.

- Count from 1 to 100 round the class.
- Use *Fizz* for a number you can divide by 3. *Example: 3, 6, 9, 12, ...*
- Use *Buzz* for a number you can divide by 5. *Example: 5, 10, 15, 20, ...*
- Use *Fizz Buzz* for a number you can divide by both 5 and 3. *Example: 15, 30, ...*
- If you make a mistake, you are OUT of the game.


Start like this: 1, 2, Fizz, 4, Buzz, Fizz, 7, 8, Fizz, Buzz, 11, Fizz, 13, 14 ...

Vocabulary 9 What do the following mean?

km + g in kW kg L V
 A ° rpm £ C km/h W gal
 m - ft €

$\text{amps} = \frac{\text{watts}}{\text{volts}}$


Example: km = kilometre


Listening 10  07 Listen and write the numbers in the correct space.

- | | | |
|------------|--------------|------------|
| 1 _____ °C | 5 _____ ° | 9 _____ W |
| 2 _____ A | 6 _____ km/h | 10 _____ V |
| 3 _____ km | 7 _____ rpm | 11 _____ € |
| 4 _____ m | 8 _____ kg | 12 _____ L |

3 Dates and times

Start here

- 1  08 Listen to the sports results. Add the positions (2nd, 3rd and 5th) and complete the times in the blanks in the chart.



Athens Olympics 2004 Official Results Men's Finals: 1500 metres			
Position	Name	Country	Time
(1)	Silva	Portugal	3:34.68
4 th	Kiptanui	Kenya	(2) 3:_____ . _____
1 st	El Guerrouj	Morocco	(3) 3:_____ . _____
(4)	Lagat	Kenya	3:34.30
6 th	East	Britain	(5) 3:_____ . _____
(6)	Heshko	Ukraine	3:35.82

Speaking

- 2 Put the ordinal numbers **1st** to **31st** into the chart. Read them out to your teacher.

-st	-nd	-rd	-th
1 st ,	2 nd ,	3 rd ,	4 th ,

- 3 Say the names of the months of the year.
 4 Say the days of the week. Start with **Monday**.
 5 Read out these airport codes.

FRA = Frankfurt	WAW = Warsaw	DXB = Dubai	CAI = Cairo
CDG = Paris	MAD = Madrid	FCO = Rome	NRT = Tokyo
LHR = London	BAH = Bahrain	JNB = Johannesburg	LOS = Lagos


- 6 Give the days of the flights.

on Mondays = on Monday every week

Flight number	From	To	Depart	Arrive	Days
1 LH 306	FRA	WAW			1 4
2 AF 835	CDG	MAD			2 4 6
3 EK 971	LHR	BAH			1 2 4 5
4 MS 740	DXB	CAI			1 3 5 7
5 AZ 7788	FCO	NRT			2 3 5 6
6 SA 104	JNB	LOS			1 4 7

1 = Monday 2 = Tuesday 3 = Wednesday 4 = Thursday 5 = Friday 6 = Saturday 7 = Sunday

Example: 1 LH 306 departs from Frankfurt on Mondays and Thursdays.

Listening 7  Listen and write down the dates. Use *dd/mm/yy*.

Speaking 8 Write down some dates important to you. Then dictate them to your partner.

You dictate: *The twenty-eighth of December two thousand and ten.*

Your partner writes: *2010-12-28.*

9 Complete the table. Read out your answers.

28th December 2010

- in Europe: 28/12/10 (dd/mm/yy)
- in the USA: 12/28/10 (mm/dd/yy)
- in Japan: 10/12/28 (yy/mm/dd)
- ISO 8601: 2010-12-28 (yyyy-mm-dd)

write: 0; say: oh or zero.

24-hour clock	12-hour clock	24-hour clock	12-hour clock
07.50	(1) 7.50 am	(2)	6.30 am
17.30	5.30 pm	15.15	(3)
14.40	(4)	(5)	4.45 pm
(6)	1.35 pm	20.25	(7)
05.55	(8)	(9)	9.10 pm

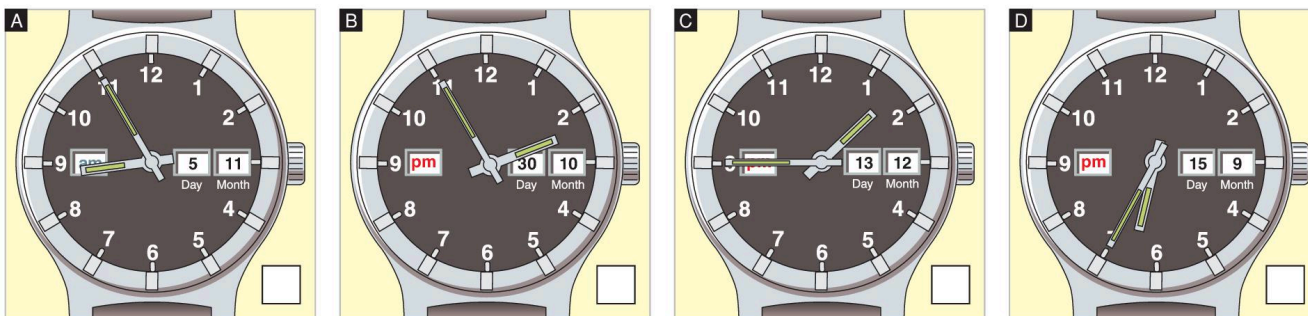
10 Read out these times.

First, use the 24-hour clock. Then use the 12-hour clock.

1) 05.15 2) 08.50 3) 11.14 4) 13.40 5) 15.18 6) 17.30

Listening 11  Listen and add the times to the timetable in 6. Use the 24-hour clock.

12  Listen and write the correct number next to each watch.



13 Read out the times and dates on the watches in 12. Use the 12-hour clock.

Social English 14 Practise this conversation. Use different days and times.

A: *When's the party?*

B: *It's on Friday.*

A: *Is that Friday the 24th?*

B: *Yes, that's right.*

A: *What time?*

B: *7.30.*

A: *OK. See you then. Bye.*

B: *See you. Bye.*

