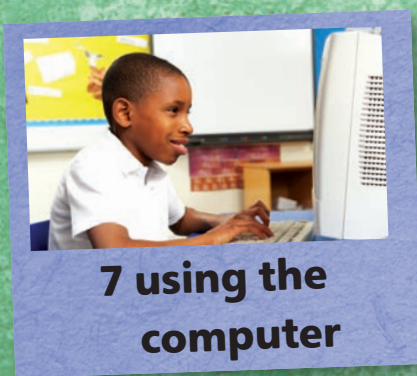


unit
1

In My Classroom

²
1 Listen, look and say.



³
2 Listen, find and say.

3 Play a game.

Listen and sing. Then look at 1 and find.

Here's My Classroom!

Look! Here's my classroom.
And here are my friends!
Peter, Sarah and Timothy,
Penny, Jack and Jen!



Peter is cutting paper.
Penny is writing her name.
Sarah is listening to a story
And Jack is playing a game.



Timothy is counting.
Jen is gluing.
We have fun and learn a lot.
What are your friends doing?



Listen and find in 1. Then say.

Look at 1. Ask and answer.



What's she doing?

She's colouring.



**THINK
BIG**

What can we write?
What can we count?


7 Listen and read. How many Marias are there?





8 Look at the story. Then match.

- 1 She's cutting paper.
- 2 She's gluing pictures.
- 3 She's using the computer.
- 4 She's writing on the board.



**THINK
BIG**

**Are there any girls called Maria in your class? How many?
How many children are there with the same name? What are the names?**



Listen. Help Jamie and Jenny make sentences.

counting playing a game

colouring watching a DVD

What's she doing ?

She's using the computer .

What are they doing ?

They're gluing .

10 Look and write.



1 What's he _____ ?
He's _____ his name.



2 What's she _____ ?
_____ a picture.



3 _____ they _____ ?
_____ to a story.



4 _____ ?
_____ paper.

12
11

Listen and stick. Then say.



12 Look at 11. Ask and answer. Use **How many**.




How many computers are there?



There are two computers.

13 Draw and write. Use **There's** or **There are**.





14 Do the Maths. Then listen and check.

- 1 Four plus three equals _____.
- 2 Eight minus two equals _____.
- 3 One plus nine equals _____.

CONTENT WORDS

plus +
 minus -
 equals =



15 Look, listen and read. Then match and write a-e.

CONTENT WORDS

eleven 11 twelve 12 thirteen 13 fourteen 14 fifteen 15 sixteen 16
 seventeen 17 eighteen 18 nineteen 19 twenty 20 thirty 30 forty 40
 fifty 50 sixty 60 seventy 70 eighty 80 ninety 90 one hundred 100

Maths Homework

Katie Timms

- 1 There are eleven girls in the class and nineteen boys.
 There are thirty children in the class.
- 2 There are fourteen chairs in Classroom 1. The children
 move thirteen of them to Classroom 2. Now there are
fifty chairs in Classroom 1.
- 3 The children have got fifteen cakes. They eat four. Now
 they've got twelve cakes.
- 4 There are eighteen pictures on the paper. Lucy cuts out
 sixteen pictures. Now there are two pictures on the
 paper.
- 5 There are one hundred children in the playground. Forty
 go into their classrooms. Now there are seventy children
 in the playground.

a $14 - 13 = 50$ X

b $100 - 40 = 70$ X

c $11 + 19 = 30$ ✓

d $15 - 4 = 12$ X

e $18 - 16 = 2$ ✓

THINK BIG

When do adults use Maths?

15

16 Listen and circle. Then ask and answer.

1 **17** / **70**

2 **59** / **95**

3 **69** / **89**

4 **31** / **33**

5 **47** / **27**

6 **23** / **22**

What's this?

Sixty-nine!

16

17 Count and write, then listen. Then say and answer.

1 $30 + 40 = \square$

2 $20 - 2 = \square$

3 $60 - 10 = \square$

4 $11 + 1 = \square$

5 $80 + 4 = \square$

6 $19 - 6 = \square$

7 $17 - 3 = \square$


8 $95 + 5 = \square$

Thirty plus forty equals...


Seventy!

PROJECT

18 Make a **Maths** poster. Then present it to the class.



+



$$12 + 3 = 15$$

Twelve plus three equals fifteen.

Here are twelve pens. Here are three pens. There are fifteen pens. Twelve plus three equals fifteen.





Listen and read. Then say.

Mrs Green: It's hot in the classroom.
Open the window,
please, Lucy.

Lucy: OK.

Mrs Green: Don't stand on the table. There's a computer
on it! Be careful!

Lucy: Can I stand on the computer?

Mrs Green: Don't be silly! Stand on the chair, open the
window and then sit down. And be quick,
please, Lucy.



20 Read. Then circle Don't in 19.

Stand on the chair.
Be careful.

Don't stand on the table.
Don't be silly.

Stand on the chair. ✓

You stand on the chair. ✗

Be careful! ✓

Are careful! ✗

Don't (= Do not) stand
on the table. ✓

Don't be silly. ✓

21 Read and circle.

Class Rules

- 1 **Listen / Don't listen** to the teacher.
- 2 **Talk / Don't talk** when the teacher is talking.
- 3 **Be / Don't be** careful when you're cutting paper.
- 4 **Eat / Don't eat** food in the classroom.

22 Put the words in order. Then say.

- 1 quick. Be
- 2 picture. Colour the
- 3 use Don't computer. the
- 4 a Play game.



23 Look and write.



- 1 write ✓ throw ✗
 _____ on the paper,
 please. _____ it.



- 2 talk ✗ listen ✓
 _____ to your friend.
 _____ to the teacher.



- 3 be ✗ dry ✓
 _____ sad.
 _____ your eyes.



- 4 wake up ✓ be ✗
 _____, Jenny!
 _____ late!

Classes, but Not in a Classroom!

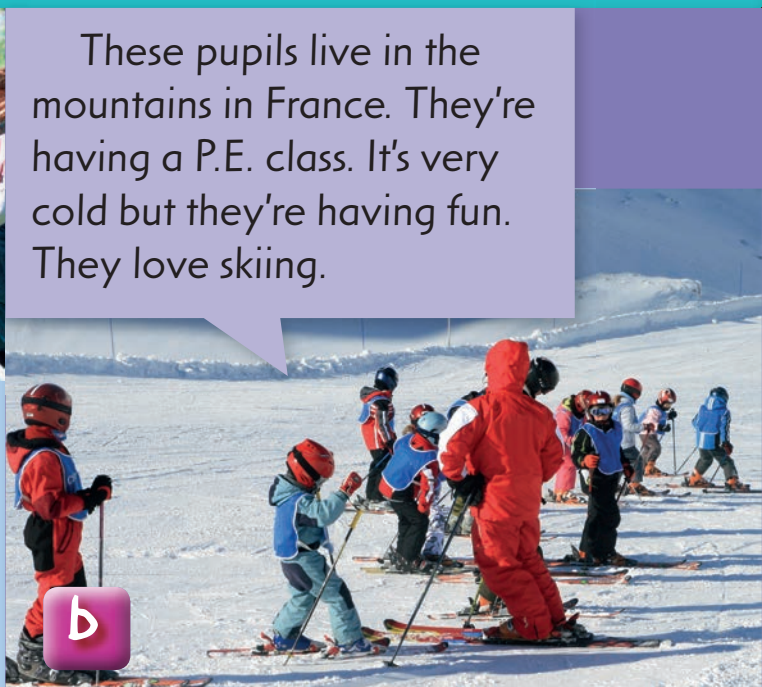
Are classes always in classrooms?

No, they aren't!



a

These pupils in Turkey aren't in their classroom today. They're in a forest. They're studying trees and animals.



b

These pupils live in the mountains in France. They're having a P.E. class. It's very cold but they're having fun. They love skiing.

24 Look at the pictures. Where are the children?

- in a forest in a garden in the mountains on a boat

25 Listen and read. Then match and write a-d.

- They're doing/studying:
- | | | | |
|-----------|--------------------------|-----------|--------------------------|
| 1 P.E. | <input type="checkbox"/> | 2 Science | <input type="checkbox"/> |
| 3 animals | <input type="checkbox"/> | 4 English | <input type="checkbox"/> |

26 Look at 25. Read and circle.

- It's **hot** / **cold** in the mountains in France.
- The pupils in France are **skiing** / **climbing**.
- There **is** / **isn't** a garden at the school in the United States.
- The boat school is **always** / **sometimes** open.

These pupils in the United States are having a Science class in the school garden. They're growing plants and flowers.



These pupils are studying English in a classroom in Bangladesh. Their school is a boat! Bangladesh is a wet country. Sometimes schools close, but this school is always open.

27 Talk about your classroom with a friend.



Our classroom is in Turkey. There are twenty desks and chairs.


We've got a big whiteboard and six new computers.



**THINK
BIG**

Have you got classes outside the classroom?
Where do you go? What do you study?

²¹
28 Listen and look. Number in order.



29 Take turns. Ask and answer. Do the actions.



May I use the computer now?

Yes! Let's take turns.



THINK BIG

Is it good to take turns? Why?

²²
30 Listen, look and repeat.

1 th 2 th

²³
31 Listen and find. Then say.



bath



thin



this



that

²⁴
32 Listen and blend the sounds.

1 th-e the

2 th-e-n then

3 b-o-th both

4 w-i-th with

5 p-a-th path

6 M-a-th-s Maths

²⁵
33 Underline **th** and **th**. Then listen and chant.

There are three crocodiles
In the bath.
They've got thin mouths
But big teeth!
Look out! Look out!





Listen and find. Say **Picture 1** or **Picture 2**. Then ask and answer.

Picture 1



Picture 2



In Picture 1, what are they doing?

In Picture 1, they're playing a game.



35 Look and write rules.



1 _____ to the teacher. ✓



2 _____ your name on your notebook. ✓




3 _____ to music. ✗



4 _____ DVDs. ✗

36 Count and write. Use **There's** or **There are**.



1 _____ rulers.

2 _____ a rubber.

3 _____ marker pens.

I Can

- talk about what people are doing in the classroom.
- count to 100.
- talk about taking turns.