

Hi, I'm from Poland Poland is cool!

Potrafię opowiadać o swoim kraju.



1 Look at the picture. Where are Monika and Carlos?
 a at home b at the airport c at a party

2 1.22 Listen to the dialogue. Answer the questions.

- 1 Is Monika from Holland?
- 2 Is Carlos from Spain?

3 1.22 Listen again. Which is Monika's T-shirt?



4 **CLASS VOTE** Which T-shirt is the best?

5 1.23 Listen and repeat: /p/ and /əu/.

- 1 Poland and Holland.
- 2 It's cold in Poland.
- 3 My holidays in Holland.
- 4 My Polish home.
- 5 These dogs are from Holland.

6 1.24 Look at the countries in the box. Listen and repeat.

Vocabulary


Poland's neighbours

Belarus the Czech Republic
 Germany Lithuania Russia
 Slovakia Ukraine

7 Match the countries from Exercise 6 to the numbers on the map. Write the answers in your notebook.



1 What's the capital of Poland?



2 How old is Poland?



3 Is Poland in the European Union?



4 What's the Polish money?
Is it the euro?




5 What colour is the Polish flag?



8 Look at the pictures and match questions 1–5 to answers a–e. Write the answers in your notebook.

- a No, it isn't. It's the zloty.
- b It's Warsaw.
- c It's over one thousand years old.
- d It's white and red.
- e Yes, it is.

9  1.25 Listen to Carlos and Monika. Check your answers.

10  1.26 Practise with Carlos and Monika. Close your book and help Carlos answer questions about Poland.

PROJECT

- Design a souvenir T-shirt from Poland.
 - Work on your own.
 - Think of a cool picture or symbol for the T-shirt.
 - Think of a short sentence in English to go with the picture.
 - Draw your T-shirt, paint it or design it on a computer.
- Show your project to the class.
- Make a class display of all the projects.

3

In the house

Vocabulary

Znam i potrafię zastosować nazwy części domu, pokoi i rzeczy, które znajdują się w domu.

I know that!

1 How many of these objects can you find in the photos?

bed chair desk door sofa table window

VOCABULARY

In the house | Prepositions of place | Household objects

GRAMMAR

There is / There are – affirmative, negative and questions

VIDEO

3.2 Grammar



3.2 Get Grammar!



3.3 Get Grammar!




3.4 Speaking



BBC Get Culture!



- 2  **2.01** Listen and repeat. Find the items from the Vocabulary box in the photos on page 38.

Vocabulary In the house

Parts of the house

bathroom bedroom door floor garage
garden kitchen living room wall window

Inside the house

armchair bath bed chair desk fridge
sofa table wardrobe

- 3 Which part of the house are the photos from? Write the answers in your notebook.



1 living room / bedroom



2 bathroom / kitchen



3 garage / garden



4 bedroom / living room




5 living room / garden



6 floor / wall

1 bedroom

- 4  **2.02** Where are you? Listen and write in your notebook.

1 In the living room.

- 5 Complete the words in your notebook. Read the sentences and look at page 38. Are the sentences true or false?

1 **b ? d** bed

It's in the bathroom. *false*

2 **f ? ? ? ? e**

It's in the kitchen.

3 **a ? ? ? ? ? r**

It's in the kitchen.

4 **w ? ? ? ? ? e**

It's in the bedroom.

5 **d ? ? k**

It's in the living room.

6 **b ? ? h**

It's in the bathroom.

7 **c ? ? ? r**

It's in the kitchen.

- 6 In your notebook, correct the false sentences in Exercise 5.

1 *The bed is in the bedroom.*

- 7 Look at the photos in Exercise 1.

Student A: Name an object inside the house.

Student B: Find the object in the photos and say where it is.

A: *An armchair.*

B: *It's in the living room!*

A: *Yes, it is.*

I remember that!

- 8 Look at the crazy house below. In your notebook, write what is in each room. Then draw your own crazy house. Make a list of what is there and compare in pairs.

The kitchen: a sofa, ...



Potrafie stosować konstrukcję *there is / there are* oraz przyimki opisujące położenie.

There's a phone on the sofa



1

Alex: Jen, where's the orange juice?
Jen: It's in the fridge.
Alex: Where?
Jen: It's in front of you.
Alex: No, it isn't.
Jen: Right there! There's a carton next to the milk.
Alex: Oh, there it is!



2

Alex: Where's my phone?
Lian: There's a phone on the sofa.
Jen: No, that's my phone.
Lian: Maybe it's under the table.
Jen: No, it isn't.



3

Lian: Is it behind the sofa?
Alex: No, it isn't but there are two DVDs.
Jen: Hey! Those are my DVDs!
Alex: Wait! There are some sweets under the sofa!



4

Jen: Yuck! They're old!
Alex: But where's my phone?
Lian: Hang on!

1 **11** **2.03** Watch or listen and read.
 What is Alex looking for?

- a a book b his phone c a DVD

2 Answer the questions. Write the answers in your notebook.

Photo 1 Where are the three friends?
They're in the kitchen.

Photo 2 Where are they now?

Photo 3 Are they Alex's DVDs?

Photo 4 What's wrong with the sweets?

3 **2.04** Listen and repeat. Find these expressions in the dialogue. How do you say them in your language?

Out of class

Right there! There it is! Wait! Yuk!

4 **CLASS VOTE** Where is Alex's phone?
 Make a guess. Use *in*, *on* or *under*.

5 **12** **2.05** Now watch or listen and check.

Grammar *there is / there are*

There's (There is) a phone on the sofa.

There are two DVDs behind the sofa.

There are some sweets under the sofa.

13 Get Grammar!



6 In your notebook, complete the sentences with *There is* or *There are*.

- | | |
|-----------------------------|-------------------|
| 1 <i>There is</i> a fridge. | 4 ? three phones. |
| 2 ? four chairs. | 5 ? two windows. |
| 3 ? a bed. | 6 ? a sofa. |

7 Look at the photos on page 40. Which sentences in Exercise 6 are true?

1 *true*

8 Look around. Say how many of these there are in your classroom.

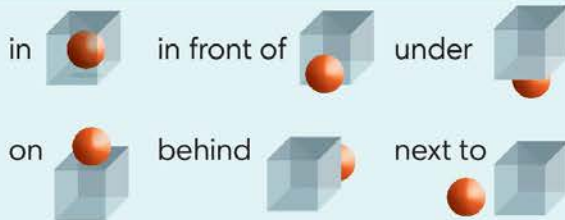
door window board desk
boys girls teacher wall

There's one door. There are two windows.

9 2.06 Look, listen and repeat.

Vocabulary


Prepositions of place



10 Look at the photos on page 40. Choose the correct prepositions and write the answers in your notebook.

- There are two phones *under / on* the kitchen table. *on*
- Alex is *behind / in front of* the fridge.
- There is a carton of juice *in / next to* the fridge.
- Lian is *behind / next to* Alex.
- There are two books *under / on* the small table.

11 Look at the pictures. Complete the descriptions in your notebook.



- ¹ *There's* a chair ² *next to* the desk. ³ ? a box ⁴ ? the desk. ⁵ ? a bag ⁶ ? the door. ⁷ ? some books ⁸ ? the bag. ⁹ ? some T-shirts ¹⁰ ? the bed.



- ¹ *There's* a chair ² *on* the bed. ³ ? a box ⁴ ? the door. ⁵ ? a bag ⁶ ? the box. ⁷ ? some books ⁸ ? the desk. ⁹ ? some T-shirts ¹⁰ ? the bed.

12 **GAME** Play a drawing dictation game.

Student A: go to page 106.

Student B: go to page 108.

Fun Spot

Potrafie budować formę przeczącą i pytania, używając konstrukcji *there is / there are*.

The Terrific Two Dug and Coco



Kit: Dug! It's my granny!
Go to 10 Paxton Street!
Dug: OK.



Dug: Kit, there isn't a number on the house.
Kit: Is there a blue car in the garage?
Dug: Yes, there is.
Kit: Are there two big trees in front of the house?
Dug: Yes, there are.
Kit: That's granny's house.



Dug: Where are the bad people?
Granny: There aren't any bad people here, Dug.
Parrot: Help! Kit! Help!



Dug: Kit, it's the parrot, not your granny!
Kit: Coco? Oh, he's naughty!
Granny: I'm very sorry, Dug. Coco is a silly boy!
Parrot: Silly boy Coco! Sorry Dug!
Granny: Good boy, Coco!



1 Look at the cartoon. How do Kit and Superdug talk when he is in the air?



2 2.07 Listen and read. Who is on the phone in Picture 1?
a Kit's granny b Coco, the parrot

3 In your notebook, complete the sentences with words from the dialogue.

- 1 Kit's granny's house is at 10, Paxton Street.
- 2 Granny's ? is blue.
- 3 There are two big ? in the garden.
- 4 There aren't any bad ? in granny's house.
- 5 There's only granny and ? in the house.

Grammar

there is / there are – questions and negations

–	There isn't a blue car.	There aren't any people.
?	Is there a blue car? Yes, there is. / No, there isn't.	Are there any people? Yes, there are. / No, there aren't.

14 Get Grammar!



4 Choose the correct answers. Write them in your notebook.

- 1 *There isn't / There aren't* any people in granny's garden.
 - 2 *There isn't / There aren't* any cats in the story.
 - 3 *There isn't / There aren't* a bike in granny's garage.
 - 4 *There isn't / There aren't* any dogs in granny's garden.
 - 5 *There isn't / There aren't* a phone in granny's house.
 - 6 *There isn't / There aren't* a desk in the living room.
- 1 *There aren't*

5 Look at the cartoon on page 42. Which sentences in Exercise 4 are true?

- 1 *true*

LOOK! There isn't **a** tree.
There aren't **any** trees.
Is there **a** tree?
Are there **any** trees?

6 Look at the cartoon again. What is missing?

TV photos table ~~window~~ doors

Picture 1 Look behind Dug.
There isn't a window!

Picture 2 Look at the house.

Picture 3 Look behind granny.

Picture 4 Look at the books.

Picture 5 Look at the wall behind Coco.

7 Look at the picture. In your notebook, write Kit's questions and Dug's answers. Then ask and answer the questions in pairs.



- 1 a small house next to the big house?

Kit: *Is there a small house next to the big house?*

Dug: *Yes, there is.*

- 2 cars in front of the house?

- 4 people in the street?

- 3 a dog under the tree?

- 5 chairs in the garden?

8 Go to page 106. Ask and answer in pairs.

- 9 **GAME** Play a memory game. Choose one of the pictures on page 106. Close your book. Your partner asks you questions. Then swap roles.

A: *Picture 1.*

B: *Chairs?*

A: *There are four chairs.*

Fun Spot

3.4 Speaking

Potrafie zapytać o coś i wyjaśnić, gdzie coś się znajduje.

Where's the bathroom?



Jen: Hi! Here are your books.
Lucas: Thanks, Jen. Come in. Would you like a sandwich?
Jen: Yes, please. I am hungry.
Lucas: Let's go to the kitchen.



Jen: This is yummy!
Lucas: Erm... Jen? There's ketchup on your T-shirt.
Jen: Oh, no! It's on the table, too! I'm very sorry!
Lucas: No problem.
Jen: Where's the bathroom, please?
Lucas: It's upstairs. Let me show you.



Lucas: Is your T-shirt OK?
Jen: Not really. But I'd like one more sandwich, please!

1 15 2.08 Watch or listen and read.
 Whose house is it?

a Jen's b Lian's c Lucas's

2 2.09 Listen and repeat.

Speaking Having a guest

A: Hello. Please, come in.
 B: Thank you.
 A: Would you like a *sandwich*?
 B: Yes, please. / No, thank you.
 A: Where's the *bathroom*, please?
 B: It's *upstairs / downstairs*.
 It's *next to / on / in / under / behind* the *sofa*.
 Let me show you.

3 In your notebook, match 1–3 to a–c.
 Act out the dialogues in pairs.

1 A: Would you like a biscuit?
 2 A: Where's the kitchen, please?
 3 A: Where's my jacket, please?
 a B: It's downstairs. Let me show you.
 b B: It's on the chair, next to the sofa.
 c B: Yes, please.

4 Choose the correct answers. Write them in your notebook.

1 A: Hello, Maria. Please come in.
 B: a Yes, please. b Thank you.
 c Let me show you.
 2 A: Would you like an ice cream?
 B: a Come in. b It's downstairs.
 c Yes, please.
 3 A: Where's the bathroom?
 B: a Please come in. b It's upstairs.
 c It's next to the bed.

5 Write dialogues in your notebook. Then act them out in pairs.


1 A: Hi / come in B: thank
 Hi. Please, come in. *Thank you.*
 2 A: like / a cupcake? B: no / thank
 3 A: an apple? B: yes
 4 A: where / the bathroom? B: It's / let me show

6 You have a guest from another planet. Work in pairs. In your notebook, write dialogues in English and in your guest's language. Act them out in class.

A: *Hello, Xen! Please, come in.*
 B: *Nabu midi rona, Tomi.*

Fun Spot

Potrafię przeczytać i zrozumieć tekst o wymarzonym domu.

- 1**  **2.10** Label pictures a–f with the words in the Vocabulary box. Write the answers in your notebook. Then listen, check and repeat.

Vocabulary Household objects

carpet cushion lamp plant poster television (TV)



- 2** Which objects in Exercise 1 are in your classroom? Where are they? Tell your partner.

- 3**  **2.11** Look, read and listen. What is the text about?

a a sport b a person c a house

A skateboarder's dream

This house is a perfect house for skateboarders. There aren't any carpets, plants, pictures or posters on the walls in this house. Why? Think about it!

Normally people skateboard in the park or in the garden. In this house people skateboard inside! They skateboard in the living room, in the kitchen, in the bedroom and in the bathroom. They skateboard on the walls too!

Look at the living room. There's a table, some chairs, an armchair and a sofa with some cushions. It looks typical, but people skateboard on the sofa, tables and chairs!

There's a big skateboard practice room too. People train with friends and they have competitions there. It's really cool!

It's a skateboarder's dream house.

- 4** Read the text again. Choose the correct answers and write them in your notebook.

- 1 People skateboard inside the house.
yes / no / no info
 - 2 There's a TV in the living room.
yes / no / no info
 - 3 There are cushions in the living room.
yes / no / no info
 - 4 There are three sofas in the living room.
yes / no / no info
 - 5 There's a carpet in the bedroom.
yes / no / no info
 - 6 There's a big skateboard practice room.
yes / no / no info
- 1 **yes**

- 5** Read the text again and answer the questions.

- 1 What rooms are there in the house?
- 2 What objects are there in the house?
- 3 What objects from Exercise 1 are not in the house?

- 6** Imagine your dream house. In your notebook, write five sentences about it. Tell your partner.

*There are ... rooms. There's a ... and there are ...
In my ... there is a small / big ...*



3.6 Listening and Writing

Potrafię zrozumieć osoby opowiadające o swoich pokojach i napisać krótki tekst o swoim pokoju.

- 1 Look at photos A–C. Find these objects in the photos. Which is your favourite bedroom? Why?

chair cushions desk plant wardrobe



- 2 2.12 Listen. Match speakers 1–2 to bedrooms A–C. Write the answers in your notebook.
- 3 2.12 Listen again. In your notebook, complete the sentences with a preposition of place.
- Speaker 1**
- 1 My bed is *next to* the window.
 - 2 There's an orange chair my desk.
 - 3 My school things are the desk.
 - 4 There are orange cushions the bed.
- Speaker 2**
- 5 There are two beds my bedroom.
 - 6 The beds are the wardrobe.
 - 7 My clothes are the wardrobe.
 - 8 There aren't any posters the walls.

- 4 In pairs, describe one of the photos in Exercise 1 for a partner to guess.
- 5 The bedroom in Photo A is Lucas's. Read his blog post about it. What isn't there in the room?

☰ ↻

My bedroom

My bed is next to a green wall. There are two cushions and a toy on my bed. There's a big white desk. It's next to the window. There's a chair, too. It's black and it's very cool. There's a computer and a lamp on the desk. My room is great!

Writing Apostrophes

Remember to use apostrophes with contractions.
 there is = there's is not = isn't are not = aren't
 it is = it's they are = they're that is = that's

- 6 In your notebook, add apostrophes to these sentences.
- 1 There isnt a desk in my bedroom.
 - 2 Theres a plant.
 - 3 Its under the bed.
 - 4 There arent any books.
- 7 **WRITING TIME** Write about your bedroom.

Find ideas
 Make a list of objects in your bedroom.
 Write where they are.

Draft
 Write about your bedroom.
My bed's ...
There's / There isn't a
There are / There aren't any

Check and write
 Check the apostrophes and write the final version of your text.

LESSON 3.1

Parts of the house Części domu

bathroom /'bɑ:θrʊm/ łazienka
bedroom /'bedru:m/ sypialnia
door /dɔ:/ drzwi
floor /flɔ:/ podłoga
garage /'gærɪdʒ/ garaż
garden /'gɑ:dn/ ogród
kitchen /'kɪtʃɪn/ kuchnia
living room /'lɪvɪŋ ru:m/ pokój dzienny, salon
wall /wɔ:l/ ściana
window /'wɪndəʊ/ okno

Inside the house Wewnątrz domu

armchair /'ɑ:mtʃeə/ fotel
bath /bɑ:θ/ wanna
bed /bed/ łóżko
chair /tʃeə/ krzesło
desk /desk/ biurko
fridge /frɪdʒ/ lodówka
sofa /'səʊfə/ sofa, kanapa
table /'teɪbəl/ stół
wardrobe /'wɔ:drəʊb/ szafa

household /'haʊshəʊld/ gospodarstwo domowe
inside /ɪn'saɪd/ wewnątrz
nothing /'nʌθɪŋ/ nic
object /əb'dʒekt/ przedmiot
part /pɑ:t/ część
place /pleɪs/ miejsce

LESSON 3.2

Out of class

Right there! /raɪt ðeə/ Dokładnie tam!
There it is! /ðeə ɪt ɪz/ Tu jest!
Wait! /weɪt/ Poczekaj!
Yuk! /jʌk/ Faj!

Prepositions of place

Przymyki miejsca

in /ɪn/ w
on /ɒn/ na
in front of /ɪn 'frʌnt əv/ przed
behind /bɪ'haɪnd/ za
under /'ʌndə/ pod
next to /'nekst tə/ obok

board /bɔ:d/ tablica
book /bʊk/ książka
boy /bɔɪ/ chłopiec
carton /'kɑ:tɒn/ karton, pudełko

girl /gɜ:l/ dziewczynka
kitchen table /kɪtʃɪn 'teɪbəl/ stół kuchenny
milk /mɪlk/ mleko
orange juice /'ɒrəndʒ dʒu:s/ sok pomarańczowy
phone /fəʊn/ telefon
sweets /'swi:ts/ słodycze
wrong /rɒŋ/ zły, niepoprawny

LESSON 3.3

bad /bæd/ zły
be sorry /bi: 'sɒri/ być (komuś) przykro
cupcake /'kʌpkɛɪk/ babeczka, ciastko
Help! /help/ Pomocy!
naughty /'nɔ:ti/ niegrzeczny
only /'əʊnli/ tylko
parrot /'pærət/ papuga
silly /'sɪli/ niemądry, głupi
street /stri:t/ ulica
tree /tri:/ drzewo

LESSON 3.4

Having a guest Przyjmowanie gości
Hello. Please, come in. /hel'əʊ pli:z kʌm ɪn/ Cześć! Proszę, wejdź.
Thank you. /θæŋk jə/ Dziękuję.
Would you like a ...? /wʊd jə laɪk ə/ Czy miałbyś/miałabyś ochotę na...?
Yes, please./No, thank you. /jes pli:z, nəʊ θæŋk jə/ Tak, poproszę./Nie, dziękuję.
Where's the ..., please? /weəz ðə, pli:z/ Gdzie jest...?
It's upstairs./It's downstairs. /ɪtz ʌp'steəz, ɪts daʊn'steəz/ Na górze./Na dole.
It's next to/on/in/under/behind the ... /ɪtz nekst tə, ən, ɪn, 'ʌndə, bɪ'haɪnd ðə/ To jest obok/na/w/pod/za...
Let me show you. /let mi ʃəʊ jə/ Pozwól, że ci pokażę.

apple /'æpəl/ jabłko
come in /kʌm ɪn/ wejść
ice cream /aɪs 'kri:m/ lody
ketchup /'ketʃəp/ keczup
No problem. /nəʊ 'prɒbləm/ Nie ma problemu.

sandwich /'sænwɪdʒ/ kanapka
show /ʃəʊ/ pokazać
yummy /'jʌmi/ smaczne

LESSON 3.5

Objects in the house Przedmioty w domu

carpet /'kɑ:pɪt/ dywan
cushion /'kʊʃən/ poduszka ozdobna
lamp /læmp/ lampa
plant /plænt/ roślina doniczkowa
poster /'pəʊstə/ plakat
television (TV) /'teləvɪʒən/ telewizor

classroom /'kla:s-rʊm/ klasa
competition /kəmpe'tɪʃən/ konkurs
dream /dri:m/ sen
dream house /dri:m 'haʊs/ wymarzony dom
normally /'nɔ:məli/ normalnie
perfect /'pɜ:fɪkt/ perfekcyjny
person /'pɜ:sən/ osoba
practice room /'præktɪs rʊm/ pomieszczenie do treningu
really /'ri:əli/ naprawdę
skateboard /'sketbɔ:d/ jeździć na deskorolce, deskorolka
skateboarder /sket'bɔ:də/ deskorolkarz
train /treɪn/ trenować
typical /'tɪpɪkəl/ typowy

Revision

VOCABULARY

1 Work in pairs. Choose a square. Your friend says where you can find the object. Then swap roles.

A: 3B

B: 'Wardrobe' ... in my bedroom!

	1	2	3	4
A	bath	bed	desk	door
B	fridge	sofa	wardrobe	chair
C	lamp	window	table	cushion

2 Read the riddles. Write the objects in your notebook.

- There are three on my bedroom wall. **posters**
- It's on the floor in the living room. **c ?**
- It's in the living room. There's a film on it now!
T ?
- They're green. They are in my garden. **p ?**
- I sit in it when I read a book. **a ?**

3 Look at the picture. In your notebook, complete the sentences with prepositions of place.

- There are cushions **on** the bed.
- There's a sofa **?** the living room.
- There are boxes **?** the wardrobe.
- There are lamps **?** the bed.
- There's a chair **?** the desk.



GRAMMAR

4 Complete the text with *there is*, *there isn't*, *there are* or *there aren't*. Write the answers in your notebook.

¹ *There are* five rooms in the house. ² **?** a living room and there's a kitchen. ³ **?** a bathroom and ⁴ **?** two bedrooms. ⁵ **?** a garden but there's a garage. ⁶ **?** any windows in the garage.

5 Look at the picture in Exercise 3 and write questions in your notebook. Use *Is there* or *Are there* and the words in brackets.

- (a table) *Is there a table* in the living room?
- (a TV) **?** in the kitchen?
- (plants) **?** in the bedroom?
- (a skateboard) **?** in the kitchen?
- (cushions) **?** in the bathroom?

6 Answer the questions in Exercise 5. Write the answers in your notebook.

- Yes, there is.*

PRONUNCIATION

7 2.13 Listen and repeat: /ɪ/ or /i:/.
There are **sixteen** TVs in the living room
And **three** big fridges in the kitchen!

DICTATION

8 2.14 Listen to the recording. Write the sentences in your notebook.

SPEAKING

9 In your notebook, complete the dialogue with the words in the box.

please Where's show †
upstairs Would come in

Mariana: ¹ *Hi* Louise. Please ² **?** !

Louise: Thanks.

Mariana: ³ **?** you like a drink?

Louise: Yes, ⁴ **?** .

Louise: ⁵ **?** your room, Mariana?

Mariana: It's ⁶ **?** . Let me ⁷ **?** you.



READING AND WRITING

10 Work in pairs. What can you see in photos A-C?

11 Read texts 1-3 and match them to photos A-C. Write the answers in your notebook.

What's your favourite place? Write about it!

1 My favourite place is my granny's house. It's a small cottage in the country. My favourite room is the living room. There are a lot of old things there. There are old books, lamps and some of my old toys!
Bev, 11

2 My favourite place is my classroom! It's very big. There are long, white desks and black chairs. Under the desks, there are boxes for our books and schoolbags. There is a computer on the teacher's desk and a there is a whiteboard on the wall. My classroom is so cool!
Jane, 10

3 My favourite place is my holiday home in the country. I go there with my mum and dad at weekends. There are two small bedrooms and a living room with a TV. The bathroom is behind our home. There's a nice kitchen too but we cook outside. It's fun!
Julieta, 13


12 Read the text again. Are the sentences true or false?

- 1 Bev's favourite place is in the country.
- 2 There are toys in the living room.
- 3 Jane's classroom is small.
- 4 There isn't a computer in the classroom.
- 5 There are four rooms in Julieta's holiday home.
- 6 There isn't a bathroom inside Julieta's home.

13 In your notebook, write about your favourite place. Answer the questions.

- | | |
|---------------------------------|--------------------------|
| 1 What is your favourite place? | 3 What is there? |
| 2 Where is it? | 4 Who is there? |
| | 5 What is cool about it? |

LISTENING

14  **2.15** Listen and look at the pictures. Match speakers 1-3 to pictures A-C. Write the answers in your notebook.



Check yourself!

- ✓ Potrafię opowiadać o swoim domu i stosować przyimki opisujące położenie.
- ✓ Potrafię stosować konstrukcję *there is / there are*.
- ✓ Potrafię zapytać o coś i wyjaśnić, gdzie coś się znajduje.
- ✓ Potrafię zrozumieć wypowiedzi ustne i pisemne na temat domu i pokoi.
- ✓ Potrafię napisać krótki tekst o swoim pokoju.

1 There are different types of houses in the UK. In pairs, talk about where you can find these types of houses.

- a in the city b in the country
- c in the city and in the country



a detached house



terraced houses



semi-detached houses

a houseboat



a flat

a block of flats



a cottage

2 2.16 Read and choose the type of the house Ian, Lisa and Claire live in. Write the answers in your notebook. Then listen and check.

Tell me where you live



Ian, 10

I live in a *houseboat / semi-detached house*. The boys next door and I are friends. There's a big tree in their garden. In the tree there's a tree-house. We play there all the time!



Lisa, 12

I live in a *block of flats / detached house* with 12 floors. Our flat isn't very big. There are two small bedrooms but the living room is nice. The view is fantastic!



Claire, 11

We live in the city, in a street with *terraced houses / cottages*. They are all tall and grey but the doors are different colours. Our door is yellow!

3 2.17 Listen. In your notebook, complete the texts with words from the box.

behind cottage country view
houseboat small



Martha, 12

My family and I live in the ¹country. Our house is a ²? in Devon, South England. There are lots of trees ³? our house.



Matt, 10

I live in a ⁴? on the River Thames. It is very ⁵? but I like it. The ⁶? is always different!

4 In your notebook, write a short text about where you live. Use texts in Exercise 2 and 3 to help.

I live in a block of flats. Our living room is big and the view from it is amazing.

Hampton Court Palace

BBC



- 1 16 Watch the video and answer the presenter's questions. What is the correct answer?

Hampton Court was the home of ? VIII.

a King Charles b Queen Elizabeth c King Henry

- 2 16 Watch the video again. In your notebook, complete the sentences with one word from the video.

- 1 Hampton Court Palace is in ? .
- 2 There are ? kings or queens in Hampton Court today.
- 3 There are over 1,000 ? in Hampton Court.
- 4 The Great Hall is a big room for ? and parties.
- 5 The maze in the ? of Hampton Court is very old.

- 3 Work in pairs. Which part of Hampton Court Palace is your favourite? Why?

PROJECT

- Work in groups. Make a digital presentation of an unusual or interesting house in your area.
- Take photos of the house or find it on the internet.
- Add a description of the house. Write:
Where is the house?
What type of house is it?
Is it big/small?
What colour is it?
Is there a garden/garage?
- Share your presentation with the class.
Which is your favourite house? Why?

Houses in my area

- This house is in ...
- It's a detached house ...
- It's big / small / nice / grey ...
- There is a tree ...

